

Paint Recycling

A Guide for Ontario Non-Municipal Paint Collection Sites



Table of Contents

1	About the Program	3
1.1	Who is Product Care?.....	3
1.2	ReGeneration.ca	3
1.3	Program Costs	3
1.4	What is the Non-Municipal Paint Collection Program?	4
1.5	How does the program work?	4
2	Accepted and Unaccepted Products.....	4
2.1	Accepted Products	5
2.2	Unaccepted Products.....	6
2.3	Industrial Paints or Large Quantity Generators	6
3	Messaging to Customers.....	7
3.1	Helping Customers with Materials Not Accepted at Your Site	7
4	Packaging and Storing Paints & Coatings.....	8
4.1	Collection Containers	8
4.2	Correct Packing and Storing.....	9
4.3	Incorrect Packaging and Storing	10
5	Contacting Your Service Provider and Ordering a Pickup.....	10
5.1	Service Provider Contact Information.....	11
5.2	Pickup Tips	11
5.3	Help with Service	11
6	Health & Safety Tips.....	12
7	Online Resources	12
7.1	Collection Site Finder	12
7.2	Ordering Promotion and Education Material	13
7.3	Frequently Asked Questions	15
8	Program Contact Information.....	15

1 About the Program

1.1 Who is Product Care?

Product Care Association of Canada is a federally incorporated not-for-profit product stewardship organization, formed in response to Extended



Producer Responsibility (EPR) Regulation. EPR regulations require producers (as defined by the applicable regulation) to be responsible for the end of life management of products designated under the regulations. Producers discharge their obligation under the EPR regulations by participating as a member of PCA's approved recycling program for the designated product. PCA operates EPR programs across Canada for a number of hazardous and special wastes.

PCA began operating the Ontario Paints and Coatings Industry Stewardship Plan ("[Paint ISP](#)") on June 30, 2015 for designated Paints and Coatings products, as defined by the program, which could be unused or leftover paint that is no longer wanted by the user. The Paint ISP was approved by Waste Diversion Ontario (WDO), which has now been succeeded by the Resource Productivity and Recovery Authority (RPRA) as the provincial oversight body for recycling programs in Ontario.

PCA's EPR programs includes collection, transportation and recycling/disposal services for paint collected under our program. PCA's programs also include standards for the management of program paint, public awareness initiatives, and reporting to regulators and other stakeholders. The PCA Paint ISP has two collection channels for Paints and Coatings:

- (1) Municipal events and depots, and
- (2) Non-Municipal Collection Sites, most of which are retail stores.

This Guide relates only to the Non-Municipal Collection Sites.

1.2 ReGeneration.ca



ReGeneration is Product Care's consumer facing brand. ReGeneration was developed to be more intuitive and engaging to consumers. The principal tool of the ReGeneration communications platform is the website (www.ReGeneration.ca) which hosts consumer information such as the nearest collection site, promotional and educational information, and documents relevant to program partners.

1.3 Program Costs

Paints and Coatings stewards (such as producers, brand owners, first importers and manufacturers) in Ontario must discharge their obligation to manage designated wastes in Ontario. They are financially responsible for ensuring the end of life management of those designated wastes. In Ontario, Stewards discharge this obligation for paint as members of PCA, who manages the supply chain. There is no cost

to Non-Municipal Collection Sites (i.e., retail stores or commercial sites) for the supplies and services provided for the collection, transportation and processing of paint if they sign-up to become a PCA Collection Site.

1.4 What is the Non-Municipal Paint Collection Program?

Non-Municipal sites partner with PCA to voluntarily collect unused paints and coatings from Ontario residents. At the end of 2016 there were 196 Non-Municipal Collection Sites throughout Ontario, made up mostly of small to large paint retailers. These locations provide convenience and an alternative for residence to drop off their used and leftover paint for recycling. Many Collection Sites use this paint program as part of their sustainability plan. The opportunity for residents to drop off waste paint also drives more customers into retail stores. Hazardous Waste Information Network (HWIN) registered sites will not be approved to collect paint on behalf of PCA's program.

1.5 How does the program work?

Each participating Non-Municipal Collection Site agrees to collect unused (including the containers) paint from local residents. A transporter is assigned to each location and will make arrangements to pick up the paint once Collection Containers are full (Collection Containers are provided to each store at *no charge*). Paints and coatings collected from each location must be transported by an approved Product Care transporter. Currently, there are 3 approved program transporters and each site is assigned one of these transporters when joining the program:

- Buckham Transport
- Envirosystems Inc.
- Loop Recycled Paint

The collected paints and coatings must be delivered by one of the above transporters to an approved Product Care paint processor for recycling. Currently, there are 2 approved paint processors in Ontario:

- Envirosystems Inc.
- Loop Recycled Paint

These two processors recycle the unused and leftover paint into new paint for resale in domestic and international markets. The plastic and metal cans associated with this recycled paint are also recycled – the metal is smelted and the plastic is broken-down and reused for other purposes. Unrecoverable waste paint is safely disposed (i.e., fuel-blending).

2 Accepted and Unaccepted Products

Leftover paint is accepted from residents and small quantity IC&I generators (producers of 100 kg's of paint, or less, per month). Sometimes it can be difficult to determine which products are accepted and not accepted in the paints and coatings program. Below is a list of acceptable and non-acceptable paints and coatings products with pictures to assist you and your customer when determining which materials

can be dropped off. If you are ever uncertain about whether a product is included in the program, please contact ontario@productcare.org.

From time to time the accepted and non-accepted products list may be updated. The latest version of this list can always be found at:

<http://www.productcare.org/wp-content/uploads/2016/04/ON-ISP-Product-Definitions.pdf>

Please refer to section 3 for additional tips on how to direct customers who wish to return program and non-program products. Remember, this is just a reference guide. If you would like to personalize a list for your customers with pictures of your products, you can do so and post it in your own Collection Site or create personalized brochures.

2.1 Accepted Products

Interior and Exterior Architectural Consumer Paint

- ✔ **Latex**
- ✔ **Acrylic**
- ✔ **Water Based**
- ✔ **Oil based**
- ✔ **Enamel**



Aerosol Paints

- ✔ **Architectural Paint Aerosols**
- ✔ **Automotive Paint Aerosols**

*Note: Paint Aerosols must be packaged in a separate drum from other paint cans.



Other Paints and Coatings

- ✔ **Deck coatings**
- ✔ **Floor paints**
- ✔ **Varnishes and urethanes**
- ✔ **Concrete/masonry paints**
- ✔ **Primers (metal, wood, drywall)**
- ✔ **Wood finishing oils**
- ✔ **Wood preservatives (unless registered under Pest Control Act)**
- ✔ **Non pesticide marine coatings**
- ✔ **Melamine, metal, anti-rust paints, stains and shellac**
- ✔ **Stain blocking paint**



Bitumen and Non-Bitumen Paints

- ✔ **Driveway and Roof sealers**
- ✔ **Note: Empty & dry paint containers are collected through many municipal blue box programs. Check with your local municipality to direct your customers on how to best recycle empty paint cans**

2.2 Unaccepted Products

Non-Acceptable Products

- ✘ **Unidentifiable materials**
- ✘ **Unlabelled containers**
- ✘ **Non paint program materials**
- ✘ **Leaking or improperly sealed containers**



Other Non-Acceptable Paints and Coatings

- ✘ **Unlabelled containers**
- ✘ **Industrial paints and finishes**
- ✘ **Waxes and polishes**
- ✘ **Paints registered as pesticides, such as marine anti-fouling paint**
- ✘ **Non-aerosol automotive paint**
- ✘ **Stucco and spackling compounds**
- ✘ **Caulks**
- ✘ **Craft and artistic paints (non-aerosols)**
- ✘ **Glues and Adhesives**



- ✘ **Note: Paint and coatings supplied in containers with a volume greater than 25 litres are not accepted in the program**

2.3 Industrial Paints or Large Quantity Generators

The paint recycling program is designed to accept paints and coatings from specific eligible generators. Eligible generators include:

1. Ontario residential consumers
2. Small Quantity Industrial, Commercial and Institutional (IC&I) generators (producing less than 100 kg's of waste paint per month).

3 Messaging to Customers

Customers may ask about the products included in the program and may look to you for guidance on what they can return to your Collection Site. In addition to the list in section 2, below is a summary of key points.

Paints and coatings:

- Must be on the accepted products list (shown above)
- Must be in a sealed/closed container
- Must be from residential or small quantity IC&I generators
- Must be identifiable (original label intact)
- Must be dropped off during normal business hours
- Individual containers cannot exceed 25 litres each.

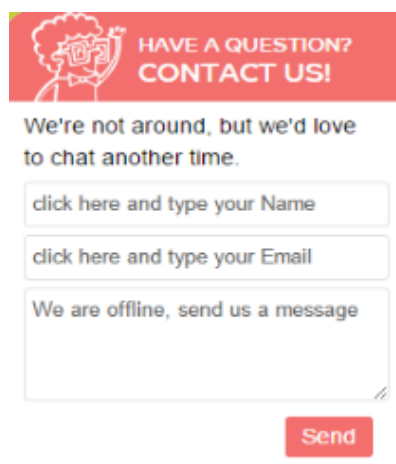
3.1 Helping Customers with Materials Not Accepted at Your Site

Each store should know their local Municipal Household Hazardous Waste (HHW) contact information. Municipalities may accept products that retailers cannot or they may be able to direct the resident to dispose of the material in an appropriate way.

- Some municipalities have residential restrictions. Consumers should be sure to contact their local HHW authority
- Many municipalities have pamphlets regarding their HHW services
- Most municipalities have websites with information regarding their local HHW drop off locations, event days, hours of operations and accepted materials.

For a Municipal HHW collection site nearest you, please visit our **Collection Site Finder** at www.regeneration.ca.

Residents can also contact us directly at any time through regeneration.ca using our contact function.



**HAVE A QUESTION?
CONTACT US!**

We're not around, but we'd love to chat another time.

We are offline, send us a message

4 Packaging and Storing Paints & Coatings

4.1 Collection Containers

The Gaylord box (see picture below) is the most common Collection Container used to store and transport paint dropped-off at Non-Municipal Collection Sites. Gaylord boxes must be stored inside and be protected from the elements. If your location has space constraints or you plan to store containers outside, there is also a 205L steel drum option.

- Gaylord boxes (or drums) and liners are supplied by your service provider at no charge
- A Gaylord box is placed on a regular 44" X 48" pallet
- The Gaylord box should be stapled to the pallet
- The plastic liner is inserted inside, ensure the liner is flushed with the inner cardboard of the Gaylord box and brought over the top flaps
- Once full, the top flaps of the Gaylord box should be closed and secured (taped in place)



- If needed (due to space constraints or outdoor storage), 205L steel drums are supplied by your service provider at no charge. Drums include a lid and clamp ring for securement and transport once the drum is full. Please do not lose the lid and clamp ring. Commonly, a speed wrench is needed to open and secure the drum lid.



Always use the Collection Containers provided by your service provider. It is good practice to keep extra Collection Containers onsite, especially during busy seasons (such as spring through fall). Your service provider will not be able to pick-up materials packaged incorrectly. All Collection Containers must be near full (at least 80% full) before scheduling a pick-up.

4.2 Correct Packing and Storing

The following is a list of packaging and storing tips.

- Neatly stack sealed paint cans in the Gaylord box or 205L drum to maximize space. Please ensure that paint cans are not leaking
- Once the Gaylord box or 205L drum is full, pull the plastic liner over the paint cans
- Do not overfill the Gaylord box or drum by exceeding the rim of the container
- Fold over the Gaylord flaps and tape the box closed, or put the lid on the drum and secure the ring
- Once full, store the Gaylord box(es) or 205L drum(s) in a dry location away from the elements
- Call your service provider to arrange a pick-up
- Please Note: Aerosols must be separated from other paint containers and collected in their own 205L drum.



4.3 Incorrect Packaging and Storing

The following are examples of incorrect packing and storing. Incorrect packing and storing of waste paint may lead to safety and health concerns. The transporter cannot accept paint that is incorrectly packaged.

✘ Paint not stored in the correct collection container



✘ Paint container filled over capacity



✘ Paint containers and paint stored outside



✘ Paint containers left to gather outside



5 Contacting Your Service Provider and Ordering a Pickup

As a Collection Site, you may choose to have regularly scheduled pick-ups or call-in service based on your specific needs. Reasons for contacting your service provider include:

- Your containers are nearing full and you need a pick up
- You need an emergency pick up (after heavy volume over a short period of time)
- You need more Collection Containers or liners. Remember to keep extra Collection Containers onsite at all times if possible
- You have questions regarding packaging and storing the paints and coatings collected.

5.1 Service Provider Contact Information

There are three service providers who provide pick-up and transportation services for Non-Municipal Collection Sites participating in the program. Each paint Collection Site is assigned to a specific transporter, generally according to the site's geographical location. Please contact PCA if you are unsure of who your service provider is.

Buckham Transport

Phone: 1-800-563-1142 ext. 203

<http://buckhamtransport.com/>

Envirosystems Inc.

Phone: 1-888-333-4680

<http://www.envirossystemsglobal.com/>

Loop Recycled Paint

Phone: 1-877-593-2600

<http://looppaint.com/>

5.2 Pickup Tips

Depending on your location, service providers may require a longer turn around to perform a pickup request. Please speak to your service provider to find out how often they are in your area and how much lead time you should provide for pickup requests. You have the option of having regularly scheduled pickups or on a call-in basis. Don't wait for your containers to be completely full before contacting your service provider. Contact your service provider when your containers are nearing full and ask your service provider to leave you extra containers during busier times of the year. The average expected wait time for a pick-up should be less than 10 business days.

5.3 Help with Service

We expect Non-Municipal Collection Sites to experience helpful and timely service from our service providers. If you have any concerns regarding your service, please contact the service provider initially and then PCA at ontario@productcare.org.

PCA's mission is to ensure that paint pickups are convenient and are running smoothly for all Collection Site staff.

6 Health & Safety Tips

- Do not open individual paint containers to check their contents
- If you've determined materials are accepted in the program, place them in the Collection Container
- Non-accepted products should be approached with caution and handled as hazardous waste
- Leaking, unsealed, broken or compromised paint containers should not be accepted from the consumer
- Always wear safety glasses, nitrile gloves and long sleeves when handling all materials dropped-off at your Collection Site
- Do not smoke near the paint collection area
- Practice basic hygiene after handling paint such as washing hands.

7 Online Resources


Product Care's consumer facing brand is called **Regeneration**. The website (Regeneration.ca) provides many resources for consumers looking for information on our drop-off recycling programs. The website is also mobile friendly.

7.1 Collection Site Finder

Residents looking for collection sites nearest to them can visit Regeneration.ca and use our Collection Site Finder Tool.

Steps To Find a Collection Site:

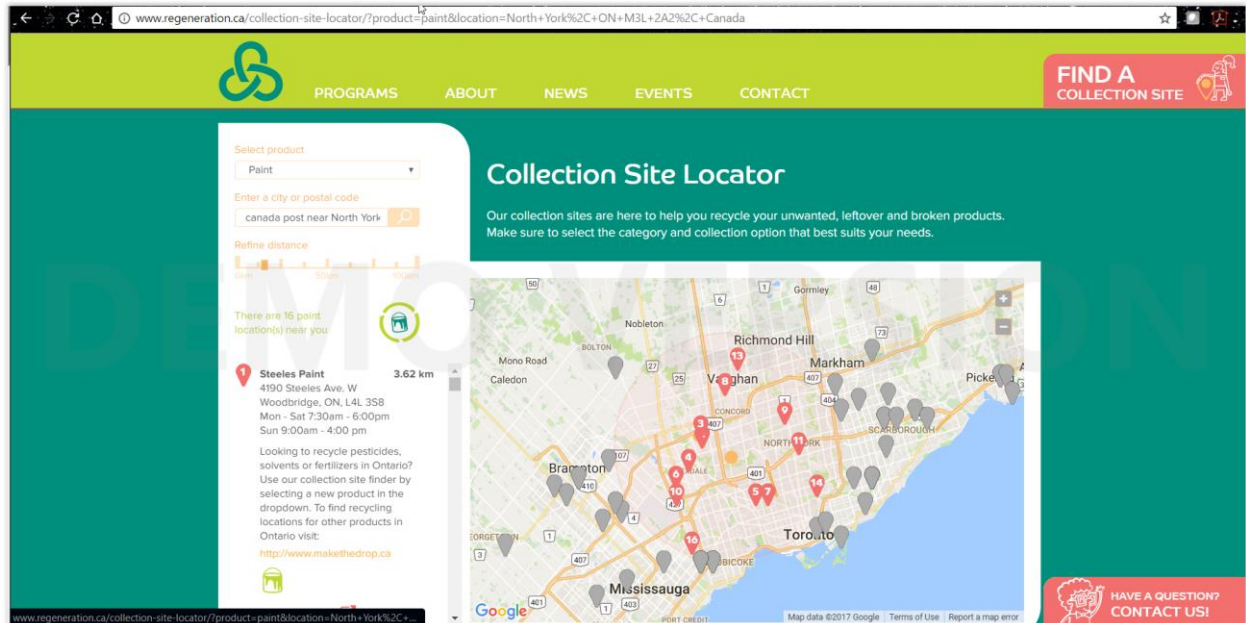
- Go to www.regeneration.ca
- Select the material type
- Enter your postal code
- Click search.



The screenshot shows the Regeneration.ca website interface. At the top, there is a navigation bar with the Product Care logo and links for 'SERVICE PARTNER SUPPORT' and 'MEMBER SUPPORT'. Below this is a green header with a search bar and a 'Français' language selector. The main content area features the 'ReGeneration' logo and the tagline 'Special Waste Recycling by Product Care'. A large red arrow points from the logo area to a 'FIND A COLLECTION SITE' tool. This tool includes a dropdown menu for material type (currently set to 'Paint') and a text input field for 'Enter city/postal code'. Below the tool, there is a section with the text 'We are all part of the ReGeneration. Easy to find, Free to use, ReGeneration special waste recycling programs help good people change the world for the better.' and an illustration of people recycling. At the bottom right, there is a red button that says 'HAVE A QUESTION? CONTACT US!'.

The results will show:

- Closest locations to the postal code entered
- Hours of operation
- Phone and/or website information.



7.2 Ordering Promotion and Education Material

If you are interested in ordering promotional and educational material, please visit www.Regeneration.ca:

- Scroll to the bottom of the page and click on “Resources”
- Choose “Promotion Materials”.
- Choose “ONTARIO”
- Review the available Ontario PaintRecycle promotional materials.



PROGRAMS

ABOUT

NEWS

EVENTS

RESOURCES

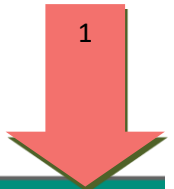
Overview

FAQs

Press Kit

Member List

Promotional Materials



Subscribe to our Newsletter





Careers

Resources

Enter the quantity of materials you would like to order for your Collection Site.

Ontario PaintRecycle


Please indicate the number requested.

Accepted Products Rack Card	Poster
<input type="text"/>	<input type="text"/>
 Size: 5"x8"	 Size: 11" x 17"

Special Order Items

Special Order Items are available to certain collection sites and retail locations that meet a certain criteria. Please contact us directly to enquire about availability.

Retail Floor Decal



To enquire about availability please contact us.

7.3 Frequently Asked Questions

Do you have any questions? They may have been already answered for you. Check out our FAQ's listed on PCA's website or email us at ontario@productcare.org.

8 Program Contact Information

Patrick Chauvet

Ontario Program Director

patrick@productcare.org

1-877-592-2972 x356

Direct: 416-304-2886

Rich Lagani

Ontario Recycling Operations/Logistics Manager

richl@productcare.org

1-877-592-2972 x237

Direct: 416-775-1907