

AlarmRecycle

Annual Report to the Director

2014

Submitted to: Mr. Cameron Lewis
Executive Director
Waste Prevention
PO Box 9341, STN PROV GOVT
Victoria, BC V8W 9M1

Prepared by: Product Care Association
105 W. 3rd Ave
Vancouver, BC V5Y 1E6

June 30, 2015



Table of Contents

1. Executive Summary.....	2
2. Program Outline.....	5
3. Public Education Materials and Strategies	6
4. Collection System and Facilities.....	7
5. Product Environmental Impact Reduction, Reusability and Recyclability	8
6. Pollution Prevention Hierarchy and Product / Component Management.....	9
7. Product Sold and Collected and Recovery Rate.....	10
8. Revenues and Expenditures.....	13
9. Plan Performance.....	13
APPENDIX A. 2014 AlarmRecycle Members	14
APPENDIX B. 2014 AlarmRecycle Communication Materials	16
APPENDIX C. Complete List of all 2014 AlarmRecycle Collection Sites.....	20
APPENDIX D. Breakdown of Collection Sites per Regional District.....	25
APPENDIX E. 2014 Independent Financial Audit	26
APPENDIX F. 2014 Third Party Assurance Statement for Non-Financial Information	33

1. Executive Summary

Products within plan	Residential-use smoke and carbon monoxide (CO) alarms
Program website	http://www.regeneration.ca/programs/smoke-co-alarms/british-columbia/

The following chart summarizes the deliverables associated with requirements for the AlarmRecycle program under the BC Recycling Regulation.

Recycling Regulation Reference	Topic	Summary
Part 2, Section 8(2)(a)	Public Education Materials and Strategies	<ul style="list-style-type: none"> • Search Engine Marketing Campaign. • Radio advertising on TSN 1040 Radio during 2014 Grey Cup. • AlarmRecycle custom cardboard box mailing. • Point of sale and point of return materials replenished upon request. • New program website (ReGeneration.ca) launched. • Collaboration through RCBC Hotline and Recyclepedia, the SABC Recycling Handbook and the BCUOMA Ambassadors to harmonize consumer-facing information about AlarmRecycle drop-off sites. • Focus on community partnerships and collection during Fire Prevention Week. • Print ads published in 2014 municipal waste and recycling calendars. • Online advertising campaigns that included Google AdWords and Facebook.
Part 2, Section 8(2)(b)	Collection System and Facilities	<ul style="list-style-type: none"> • At the end of the 2014, the province-wide collection system was comprised of 177, contracted and advertised collection sites, including 73 return-to-retail locations, 14 local government facilities, 3 fire departments and 87 private recycling depots.
Part 2, Section 8(2)(c)	Product Environmental Impact Reduction, Reusability and Recyclability	<ul style="list-style-type: none"> • New ionization foil stamping technology ensures less waste produced and less precious metals used in this stage of the manufacturing process. • There is a general trend in the industry to move from 9 volt to 3 volt alarms reducing the number of batteries required for product operation.

Recycling Regulation Reference	Topic	Summary
		<ul style="list-style-type: none"> • New line of smoke and CO alarms that don't require a battery change during the life of the alarm (potentially saving up to 30 batteries). • Alarm lifespans are slowly expanded, thereby reducing the product's disposal rate.
Part 2, Section 8(2)(d)	Pollution Prevention Hierarchy and Product / Component Management	<ul style="list-style-type: none"> • The plastic and metal components (copper, aluminum and ferrous etc.) are separated and recycled. • The radioactive component of some of the alarms (Am-241 foil) is shipped for final disposal at a licensed radioactive waste facility.
Part 2, Section 8(2)(e)	Product Sold and Collected and Recovery Rate	<ul style="list-style-type: none"> • As per the approved program plan, aggregated sales data is not be made publicly available, due to limited number of manufactures, to protect confidential segment share information. • Between January 1 and December 31, 2014, the program collected approximately 44,253 units.
Part 2, Section 8(2)(e.1)		<ul style="list-style-type: none"> • Program plan commits to reporting on a province-wide basis, not by regional districts.
Part 2, Section 8(2)(f)	Summary of Deposits, Refunds, Revenues and Expenses	<ul style="list-style-type: none"> • Appendix E contains the Independent Financial 2014 Audit of AlarmRecycle.

The Program Plan sets out a number of key performance targets for the program. The following chart summarizes the program’s targets, performance in 2014 and strategies for improvement going forward.

Key Program Targets and Performance		
Part 2 section 8(2)(g); See full list of targets in Plan Performance (Section 9)		
Priority Stewardship Plan Targets	2014 Performance	Strategies for Improvement
1. Consumer awareness level of 35% in 2014.	Target Exceeded: 49% of British Columbians are aware of a recycling program in BC that takes care of broken, obsolete or unwanted smoke alarms and carbon monoxide detectors (survey completed early 2015).	n/a
2. Collection target of 24,255 units based on 5% annual increase from 2012 baseline of 21,326 units.	Target Exceeded: Approximately 44,253 units collected.	n/a
3. The program will work with other stewardship programs to try to limit consumer confusion and to develop communication synergies between programs.	Target Met: AlarmRecycle has joined SABC and is working with similar programs (LightRecycle and PaintRecycle) in outreach to stakeholders. In addition, AlarmRecycle engages RCBC for hotline and Recyclepedia services.	AlarmRecycle will continue to reach out to community groups and work with other stewardship programs, where synergies exists.

2. Program Outline

The BC Smoke and CO Alarm Recycling Program (“AlarmRecycle”) began on October 1, 2011. AlarmRecycle is operated by Product Care Association (PCA) pursuant to the BC Smoke and Carbon Monoxide Alarm Stewardship Plan, approved by the BC Ministry of Environment under the BC *Recycling Regulation* on August 17, 2011. AlarmRecycle members include manufacturers, brand owners, distributors, first importers and retailers. In 2014 there were 61 AlarmRecycle members. For a complete list of 2014 registered AlarmRecycle members see Appendix A. This annual report for the 2014 year covers the period from January 1 to December 31, 2014.

Products that are recycled through AlarmRecycle include:

- Smoke alarms designed for residential-use as defined by the CAN/ULC-S531 standard¹, and
- Carbon monoxide (CO) alarms designed for residential use, as defined by the CAN/CSA 6.19 standard.

The program has developed a collection network of 177 permanent year-round collection locations. AlarmRecycle does not directly own or manage collection sites but contracts with all collection locations. Collection sites include fire safety organizations, fire halls, recycling organizations (both non-profit and for-profit), retailers and local government recycling centres and transfer stations.

The AlarmRecycle website (<http://www.regeneration.ca/programs/smoke-co-alarms/british-columbia/>) is a consumer-facing portal where the public can obtain information about the program, including what products are accepted in the program, where to find a nearby collection site, promotional materials and membership information. Further details on education and outreach efforts are outlined in Section 3 of this report.

While the BC Recycling Regulation requires that a program recovery rate be established and reported, the unique nature of the smoke and CO alarm market in BC precludes this option as a performance measure. A recovery rate compares the amount of materials collected to the amount of materials sold over the same time period. Collection and sales data are typically published alongside the recovery rate in order to provide context for a percentage based recovery rate. In the case of AlarmRecycle, which has a small membership, calculating the recovery rate would permit estimates of the sales data of individual companies to be published, which is confidential business information. A simple percentage recovery rate would not provide a meaningful measure of program performance without the context of the number sold in the same period.

¹ Underwriters Laboratory of Canada (ULC) Standards develops and publishes standards and specifications for specific product types, including those having a bearing on fire safety. Fire alarms installed in dwelling units must conform to the CAN/ULC-S531-02 standard.

In lieu of publishing a recovery rate, the program, pursuant to the terms in its approved stewardship plan, established a collection rate target increase of 5% per annum with the 2012 collection volume of 21,326 units as a baseline. In 2014, approximately 44,253 alarm units were collected, exceeding the collection target by 19,998 units or 83% (see Table 4).

3. Public Education Materials and Strategies

PCA used a number of methods to raise consumer awareness of the program in 2014. See Appendix B for examples of program marketing materials.

Online Advertising

AlarmRecycle-dedicated advertising was pursued through an extensive, on-going campaign of Search Engine Marketing (SEM). Program ads were served to Internet users who employed key terms in their online search activities. In addition, once a user clicked on a digital ad to learn more, their IP address was stored in our system, allowing us to continue to serve ads to that user as they browsed their favourite Internet site. This latter tactic is known as Smart Digital Display.

Print Advertising

Print ads were published in 2014 municipal waste and recycling calendars.

Radio Advertising

AlarmRecycle advertised on TSN 1040 Radio to promote the program during the 2014 Grey Cup, one of the most listened-to sporting broadcasts of the year. The Grey Cup took place in Vancouver, BC on November 30, 2014. Thirty-second AlarmRecycle radio ads were heard on both stations prior to the game, during the game, and as part of a post-game wrap-up. AlarmRecycle was also featured on the TSN 1040 Radio website via digital ads.

Direct Mail

AlarmRecycle developed a custom cardboard box to promote its program directly to consumers. The box, made of post-consumer fibre, was sent directly to 10,000 homes in select communities throughout BC's Lower Mainland (cities included Vancouver, North Vancouver, West Vancouver, Burnaby, Delta, Langley Port Coquitlam, New Westminster and Pitt Meadows). Emblazoned with AlarmRecycle program information, the box was intended to be a convenient receptacle for household recyclable items (batteries, light bulbs, cell phones, etc.). As the homeowner accumulates goods intended for the local recycling depot, the AlarmRecycle brand is reinforced in the home, creating program awareness until such time as a smoke or CO alarm expires and requires recycling.

Point of Sale (PoS) and Point of Return (PoR) Materials

Program posters and brochures for existing retailers and collection sites were replenished upon request, free of charge.

Program Website

A new website (Regeneration.ca) was developed to improve PCA's consumer engagement efforts and make the association and programs under its management more accessible, friendlier and more intuitive for all audiences, with the ultimate goal of increasing program awareness and collection volumes. The site included a BC Alarms page in English and French that provided information on:

- Collection site finder
- Collection site hours and operations
- Program product lists

An estimated 68,090 unique visitors utilized the website during the 2014 calendar year. The collection site finder page specifically had an estimated 28,160 unique page views.

Toll-free Number

- PCA operated a toll-free number (1-888-772-9772) to answer consumer inquiries.

Partnerships

- In September AlarmRecycle contracted with fire halls and city departments across British Columbia for Fire Prevention Week (October 5 – 11, 2014).
- AlarmRecycle sent out a number of promotional materials (rack cards, stickers, and posters) to 12 fire halls and 14 city departments for distribution to communities during Fire Prevention Week events.
- A custom AlarmRecycle colouring and activity book was developed for distribution to BC fire halls. The education piece informs children both about the importance of ensuring that household smoke and CO alarms are current and in good working order, as well as about the need to recycle expired, broken and unwanted alarms at one of BC's many AlarmRecycle collection facilities.
- Collaborated with RCBC Hotline and Recyclepedia, the SABC Recycling Handbook and the BCUOMA Ambassadors to harmonize consumer-facing information about AlarmRecycle drop-off sites.

4. Collection System and Facilities

AlarmRecycle contracts with existing collection sites across BC where residents can return their smoke and CO alarms. There is no charge for consumers to drop-off their products. Product Care does not directly own or manage any depots, but contracts with all collection sites. At the end of 2014, the province-wide collection system was comprised of 177 advertised collection sites, including 73 return-to-retail locations, 14 local government facilities, 3 fire departments and 87 private recycling depots. Table 1 below provides a breakdown of the different types of collection sites in 2013 and 2014. Twelve collection sites were added in 2014. In Appendix C, a complete list of collection sites as of December 31, 2014 is provided. Also included in Appendix D is a table that lists the number of collection sites in each regional district.

The collection system is supplemented by a direct pick up service for approximately 52 sites that service “Large Volume End Users” (LVEU). These facilities collect large volumes of smoke and CO alarms and include fire safety organizations, electrical distributors, local government facilities and others.

Table 1: 2013 and 2014 Collection Sites

Collection Site Type	# of Collection Sites in 2013	# of Collection Sites in 2014
Retailers	71	73
Local government	14	14
Recycling depots	77	87
Fire departments	3	3
Total	165	177

5. Product Environmental Impact Reduction, Reusability and Recyclability

While the principal purpose of smoke and CO alarms is safety, the industry has also taken into account environmental considerations. Efforts have been made by the smoke and CO alarm industry to reduce the environmental impact of their products. New ionization foil stamping technology ensures less waste is produced and less precious metals are used in the manufacturing process. The amount of plastic and other materials in a typical smoke alarm has also decreased substantially over the past two decades, while the use of recycled materials in product packaging has increased. Finally, there is a general trend in the industry from 9 volt to 3 volt alarms, reducing the number of batteries required for product operation.

Manufacturers regularly review the design of these products for functionality, sustainability and impact on the environment. They are continually working to find recycled materials for packaging and to implement other sustainable initiatives. Some initiatives taken by manufacturers include:

- a) The launch of a new line of photoelectric smoke and CO alarms that don’t require a battery change during the life of the alarm. Dependent upon on the type of alarm, up to 30 batteries could be saved per alarm (based on the recommended 10 year life of an alarm and one battery change of three batteries per year).
- b) The extension of alarm lifespans, which thereby reduces the product’s disposal rate. Currently, the lifespan of a smoke and/or CO alarm varies between 5-10 years, depending on its “end of life” rating as determined by the CSA 6.19-01 standard. Some manufacturers are now being approved by the CSA 6.19-01 standard for a 10 year lifespan from date of activation for their carbon monoxide and combination smoke and CO alarms.

6. Pollution Prevention Hierarchy and Product / Component Management

The following is based on information provided by the primary processor, where available, or based on the understanding of the service agreement with the processor.²

Although not widely known by the general public, the use of ionization smoke detectors is quite common. A radioactive source is used within the detector to ionize the air and produce a small electric current. When smoke enters the detector chamber, the current is interrupted, which causes the alarm to sound. The radioactive element used in the smoke detector is most commonly americium-241 (Am-241) which emits alpha radiation (or alpha particles). The source of radioactivity is quite small. Ionization units collected and shipped are required to be labelled “Radioactive Material - Excepted Package - Articles, UN2911”.

The boxes of collected units are consolidated in Product Care Association’s facility until sufficient quantities are amassed for processing.³ During the consolidation, all collected smoke and CO alarms have their batteries removed and sent for recycling. Product Care Association has collaborated with the Call2Recycle stewardship program for recycling of batteries through their program. The alarms are sorted and counted before being shipped to an approved and licensed recycler.

At the recycler’s facility, prior to dismantling, each smoke alarm in the shipment is physically inspected and inventoried by a Radioactive Materials Technician. The plastic and metal components are separated and sent for recycling⁴. The remaining Am-241 foil is shipped for final disposal at a licensed radioactive waste facility⁵. According to the processor’s Certificate of Disposal, the processing and recycling of the alarms in 2014, resulted in approximately 21,823 microcuries of Am-241 diverted from the solid waste stream. Table 2 provides a summary of the management of all alarm sub-components, according to information provided by the program’s recycler.

² The information detailed in this section may have a degree of uncertainty as the program has not verified product management information to a reasonable assurance level in accordance with audit standards. However, there is greater confidence in the end fate of hazardous wastes given the framework of regulatory requirements governing hazardous materials and commensurate oversight by various environmental departments and agencies.

³ Some of the alarms collected in 2014 were not shipped for processing until the subsequent year. Statements regarding the end fate of alarms are in reference to materials processed in 2014 only.

⁴ Based on Certificates of Recycling and shipping records sent to the primary processor, as well as a BC AlarmRecycle questionnaire completed by the primary processor.

⁵ *Ibid.*

Table 2: Product / Component Management ⁶

Type of Alarm	Sub-component	Recycled	Storage at Hazardous Waste Facility
Radioactive Alarms	Radioactive Cells		100%
	Plastic	100%	
	Metal	100%	
Photovoltaic (non-radioactive alarms)	Plastic	100%	
	Metal	100%	

7. Product Sold and Collected and Recovery Rate

Products Sold

The B.C. smoke and CO alarm market is primarily served by three brand owners. Given the small number of manufacturers of these products selling into the B.C. market, it was approved by the Ministry of Environment that AlarmRecycle aggregated sales data would not be made publicly available, as done with other stewardship programs.

AlarmRecycle is funded by membership fees, known as environmental handling fees (EHFs), remitted to Product Care by its members based on the volume of sales of smoke and CO alarms in British Columbia. The EHF rates are set by Product Care. In some cases, retailers recover the fees from consumers as a separate visible eco-fee. Program revenues are applied to the operation of the program, including education, collection system, administration, transport, recycling and disposal of collected products as well as a reserve fund. Table 3 illustrates the EHF for program products effective since October 1, 2011.

Table 3: Environmental Handling Fees as of October 1, 2011

Unit Type	EHF
Smoke Alarms and Combination Smoke/CO Alarms	\$1.20
Carbon Monoxide (CO) Alarms	\$0.60

Collection Volumes

Smoke and CO alarms are collected at collection sites in boxes, totes or mega bags, depending on the volume they expect to receive. Between January 1 and December 31, 2014, the program collected approximately 44,253 units, as shown below in Table 4.

⁶ *Ibid.*

The average number of program alarms within the small containers (boxes and totes) was estimated to be 48. These values were calculated using the sorted values of over 642 small collection containers which were collected in 2014 and counted at the time of sorting and consolidation in the Product Care Surrey facility. The number of alarms collected was determined by multiplying the number of small collection containers collected each month by 48 alarms per container. The number of collected program units per mega-bag for the two bags collected in 2014 was based on actual counts by Surrey facility staff.

Table 4: Units Collected, January 1 – December 31, 2014

	January 1 to December 31, 2014	# of Alarms Collected
# of Small Containers	877	42,096
# of Mega Bags	2	2,157
Total	879	44,253

Units Collected by Regional District

Table 5 illustrates the approximate number of smoke and CO alarms collected from each of the province's regional districts between January 1 and December 31, 2014.

Table 5: Total Smoke and CO Alarms Collected by Regional District, 2014

Regional District	# Small Containers ¹	# Mega Bags	# of Smoke & CO Alarms
Alberni-Clayoquot	0	0	0
Bulkley-Nechako	0	0	0
Capital	96	0	4,608
Cariboo	3	0	144
Central Coast	0	0	0
Central Kootenay	4	0	192
Central Okanagan	85	0	4,080
Columbia-Shuswap	2	0	96
Comox Valley	5	0	240
Cowichan Valley	6	0	288
East Kootenay	4	0	192
Fraser-Fort George	10	0	480
Fraser Valley	74	0	3,552
Kitimat-Stikine	0	0	0
Kootenay Boundary	2	0	96
Metro Vancouver	509	2 ²	26,589
Mount Waddington	0	0	0
Nanaimo	23	0	1,104
North Okanagan	11	0	528
Northern Rockies	0	0	0

Regional District	# Small Containers ¹	# Mega Bags	# of Smoke & CO Alarms
Okanagan-Similkameen	28	0	1,344
Peace River	2	0	96
Powell River	4	0	192
Skeena-Queen Charlotte	0	0	0
Squamish-Lillooet	1	0	48
Strathcona	1	0	48
Sunshine Coast	0	0	0
Thompson Nicola	7	0	336
TOTAL	877	2	44,253

1. Conversion factor used: 48 units per small container.
2. The number of units in each of the mega-bags collected was based on actual unit counts.

Collection Rate and Targets

While the BC Recycling Regulation requires that a program recovery rate be established and reported, the unique nature of the smoke and CO alarm market in BC precludes this option as a performance measure. A recovery rate compares the amount of materials collected to the amount of material sold over the same time period. Collection and sales data are typically published alongside the recovery rate in order to provide context for a percentage based recovery rate. To calculate the recovery rate would permit estimates of the sales data of individual companies to be published, which is confidential business information. A simple percentage recovery rate would not provide a meaningful measure of program performance without the context of the number sold in the same period. As part of the approved program plan, the program committed to submitting a collection rate target to the BC Ministry of Environment by April 1, 2014.

In the collection rate target submission, PCA committed to report on the total number of program products collected annually as the performance measurement tool. The 2012 collection rate (21,326 units) was used as a baseline for the collection rate target. Table 6 is a summary of the submitted collection rate targets set for 2013-2014. For 2014, AlarmRecycle's collection target was 24,255 units. The actual number of alarms collected in 2014 was approximately 44,253, exceeding the collection target by 19,998 units or about 82%.

Table 6: AlarmRecycle Collection Rate Targets

	Baseline	Collection Targets	
Year	2012	2013	2014
Units Collected Target	21,326	23,100	24,255
Actual Units Collected		32,460	44,253

8. Revenues and Expenditures

Table 7 shows AlarmRecycle revenue and expenditures for 2014. Additionally, a copy of the independent financial audit of the program's revenues and expenses can be found in Appendix E.

Table 7: 2014 AlarmRecycle Revenue and Expenditures

	Amount
Total Revenues	\$ 492,866
Total Expenses	\$ 176,828

9. Plan Performance

Key Program Targets and Performance		
Part 2 section 8(2)(g); See full list of targets in Plan Performance (Section 9)		
Priority Stewardship Plan Targets	2014 Performance	Strategies for Improvement
1. Consumer awareness level of 35% in 2014.	Target Exceeded: 49% of British Columbians are aware of a recycling program in BC that takes care of broken, obsolete or unwanted smoke alarms and carbon monoxide detectors (survey completed early 2015).	n/a
2. Collection target of 24,255 units based on 5% annual increase from 2012 baseline of 21,326 units.	Target Exceeded: Approximately 44,253 units collected.	n/a
3. The program will work with other stewardship programs to try to limit consumer confusion and to develop communication synergies between programs.	Target Met: AlarmRecycle has joined SABC and is working with similar programs (LightRecycle and PaintRecycle) in outreach to stakeholders. In addition, AlarmRecycle engages RCBC for hotline and Recyclepedia services.	AlarmRecycle will continue to reach out to community groups and work with other stewardship programs, where synergies exists.

APPENDIX A. 2014 AlarmRecycle Members

Company
0797222 BC LTD DBA Pine Lighting
7594828 Canada inc. (o/a TruServ Canada)
Acklands-Grainger Inc
Acme Fire and Safety Co Ltd.
Ameleco Electric Inc.
Amway Canada Corp.
Bed, Bath & Beyond Canada L.P.
Best Buy Canada
Bright Ideas Maple Ridge Lighting, Inc.
Canadian Tire Corporation
Cascade Bath & Lighting Ltd.
Chalifour Canada Ltd.
Corporate Express Canada, Inc.
Costco Wholesale Canada
Dicon Global Inc.
Euroline Lighting and Plumbing Inc.
Farley Manufacturing Inc.
Federated Cooperatives Ltd.
Fibretech Distributors Inc.
Fire Marshal's Public Fire Safety Council's Distribution Centre
Franklin Empire
Gescan, Division of Sonepar Canada Inc.
Guillevin International Inc.
HD Supply Canada
Her Majesty in right of Canada as represented by the staff of the non-public funds Canadian Forces
Home Depot Canada
Home Hardware
Hudson Bay Company
Illuminations Lighting Solutions
Kerrisdale Lumber Co. Ltd.
Kidde Canada
Lite-scape Lighting Inc.
Loblaw Companies Ltd.
London Drugs Ltd.
Lowe's Companies Canada, ULC
Mircom Distribution (BC) Inc.
National Fire Equipment Ltd.
Nedco (a division of Rexel Canada Electrical Inc.)

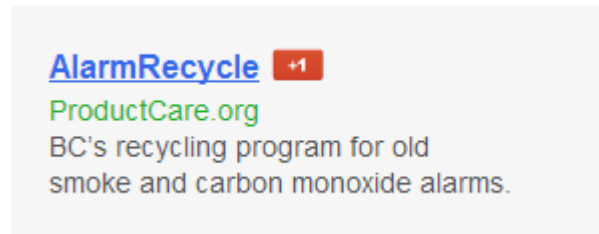
Company
Pacific Coast Fire Equipment
Peavey Industries Ltd.
Pharmasave #221 - Mill Bay Pharmacy
Pharmasave #231 (Leinshare Holdings Inc.)
Pine Lighting Ltd.
Raine Mountain Hardware Ltd
Rona Revy Inc.
Royal City Fire Supplies Ltd
Royal Lighting & Electrical Supply Ltd.
Save More Lighting Ltd.
Serva-Lite Sales
Shadow Lighting & Supplies Inc.
Shoppers Drug mart
Slegg Construction Materials Ltd.
Staples Canada Inc.
Superior Lighting and Bath Inc.
Target Canada Co.
Troy Life & Fire Safety Ltd.
Walmart Canada Corp.
West Point Lighting Ltd.
Westburne West (a division of Rexel Canada Electrical Inc.)
Westcraft Lighting Ltd

APPENDIX B. 2014 AlarmRecycle Communication Materials

Digital Advertising

AlarmRecycle-dedicated advertising was pursued through an extensive, on-going campaign of Search Engine Marketing (SEM).

Sample display ad:



Direct Mail Piece

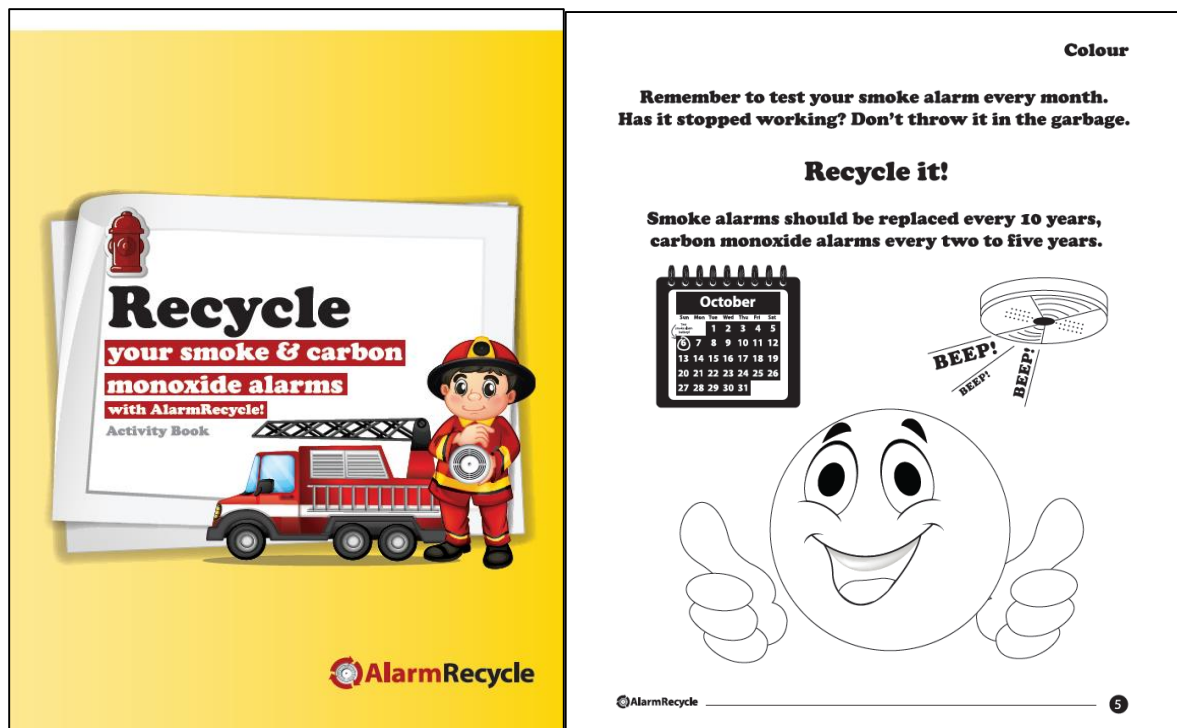
AlarmRecycle developed a custom cardboard box to promote its program directly to consumers.

Box artwork:



Activity Book for Fire Hall Children's Initiatives

A custom AlarmRecycle colouring and activity book was developed for distribution to BC fire halls.



Radio Advertising

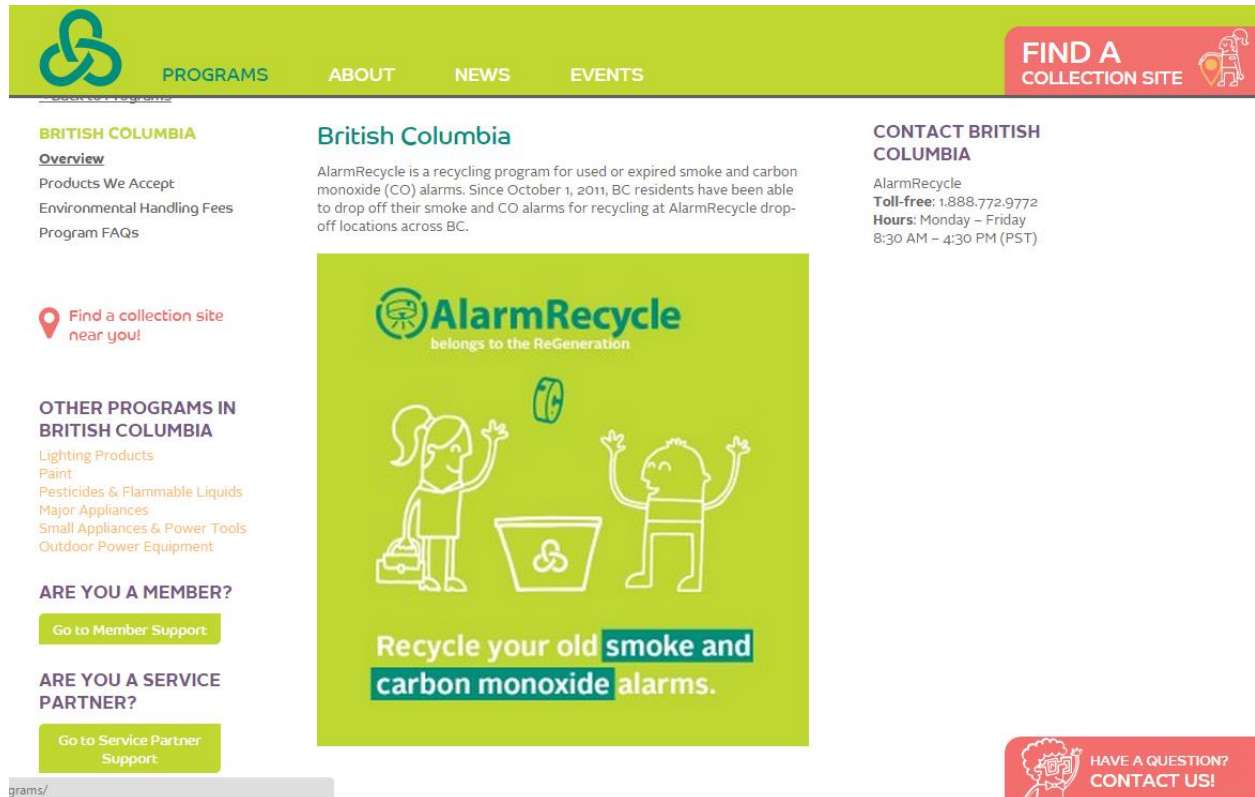
AlarmRecycle advertised on TSN 1040 Radio to promote the program during the 2014 Grey Cup.



New Website

A brand new website, including custom depot finder, FAQs and AlarmRecycle program information was launched in October.

ReGeneration.ca:



The screenshot shows the AlarmRecycle website interface for British Columbia. At the top, there is a navigation bar with the AlarmRecycle logo and menu items: PROGRAMS, ABOUT, NEWS, and EVENTS. A red button labeled "FIND A COLLECTION SITE" with a location pin icon is on the right. The main content area is divided into three columns. The left column features a "BRITISH COLUMBIA" header, an "Overview" link, and a list of "Products We Accept": Environmental Handling Fees and Program FAQs. Below this is a "Find a collection site near you!" button with a location pin icon. The middle column has a "British Columbia" header and a paragraph explaining the program: "AlarmRecycle is a recycling program for used or expired smoke and carbon monoxide (CO) alarms. Since October 1, 2011, BC residents have been able to drop off their smoke and CO alarms for recycling at AlarmRecycle drop-off locations across BC." Below the text is a large green graphic with the AlarmRecycle logo and the slogan "belongs to the ReGeneration". The graphic depicts a woman and a man recycling an alarm into a bin, with the text "Recycle your old smoke and carbon monoxide alarms." The right column is titled "CONTACT BRITISH COLUMBIA" and lists "AlarmRecycle" with a "Toll-free: 1.888.772.9772" and "Hours: Monday - Friday 8:30 AM - 4:30 PM (PST)". At the bottom right, there is a red button that says "HAVE A QUESTION? CONTACT US!" with a cartoon character icon. A small "grams/" text is visible at the bottom left of the screenshot.


Point of Sale and Point of Return Materials

Program promotional material was distributed to our network of retailers, depots and other collection sites, free of charge.

Sample AlarmRecycle Poster:



Recycle your old smoke and carbon monoxide alarms.




accepted products


- Smoke alarms
- Carbon Monoxide (CO) alarms
- Combination smoke/CO alarms

not accepted products

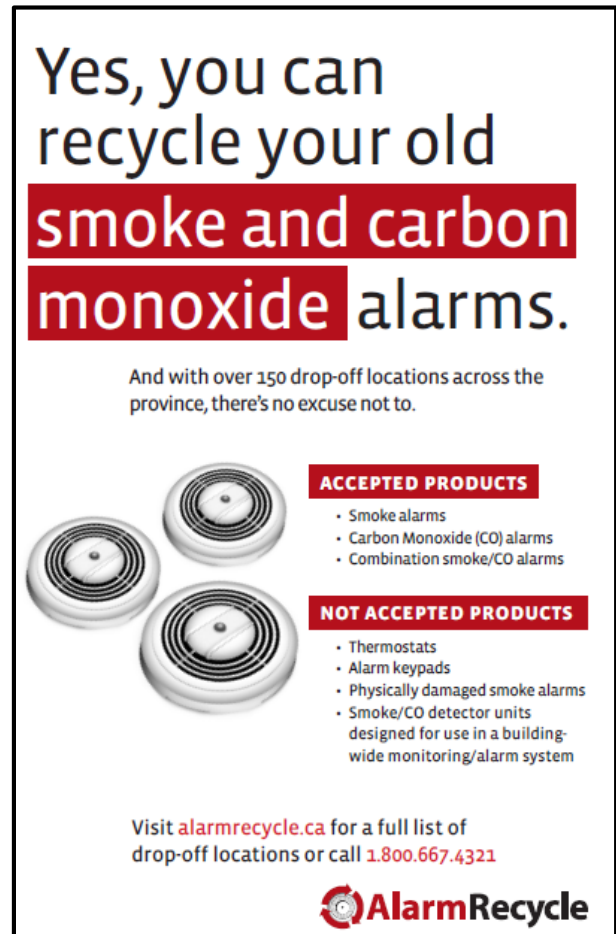
- Thermostats
- Alarm keypads
- Physically damaged smoke alarms
- Smoke/CO detector units designed for use in a building-wide monitoring/alarm system



Find your nearest drop-off location
 Lower Mainland 604-732-9253 | B.C. Toll-free 1-800-667-4321
www.alarmrecycle.ca




Sample AlarmRecycle Rack Card:



Yes, you can recycle your old smoke and carbon monoxide alarms.

And with over 150 drop-off locations across the province, there's no excuse not to.




ACCEPTED PRODUCTS

- Smoke alarms
- Carbon Monoxide (CO) alarms
- Combination smoke/CO alarms

NOT ACCEPTED PRODUCTS

- Thermostats
- Alarm keypads
- Physically damaged smoke alarms
- Smoke/CO detector units designed for use in a building-wide monitoring/alarm system

Visit alarmrecycle.ca for a full list of drop-off locations or call 1.800.667.4321



APPENDIX C. Complete List of all 2014 AlarmRecycle Collection Sites

Depot Name	City	Regional District
Abbotsford Bottle Depot	Abbotsford	Fraser Valley
Abbotsford Community Services Recycling	Abbotsford	Fraser Valley
Agassiz Bottle Depot	Agassiz	Fraser Valley
Aldergrove Return-It	Aldergrove	Metro Vancouver
Alpine Disposal & Recycling	Langford	Capital
Augusta Recyclers Ltd.	Powell River	Powell River
Bella Coola Recycling Depot	Bella Coola	Central Coast
Biggar Bottle Depot	Port Coquitlam	Metro Vancouver
Bill's Bottle Depot	Salmon Arm	Columbia-Shuswap
Bings Creek Solid Waste Complex	North Cowichan	Cowichan Valley
Border Town Recycling Group	Stewart	Kitimat Stikine
Boucherie Self Storage & Bottle Depot	Kelowna	Central Okanagan
Campbell Mountain Landfill	Penticton	Okanagan-Similkameen
Campbell River Waste Management Centre	Campbell River	Strathcona
Canadian Tire Campbell River	Campbell River	Strathcona
Canadian Tire Williams Lake	Williams Lake	Cariboo
Capital City and Sidney Fire Equipment Ltd.	Sidney	Capital
Cariboo Metal Recycling	Quesnel	Cariboo
Carney's Waste Systems - Pemberton Waste & Recycling Facility	Pemberton	Squamish-Lillooet
Carney's Waste Systems - Squamish	Squamish	Squamish-Lillooet
Carney's Waste Systems - Whistler	Whistler	Squamish-Lillooet
Century Hardware Ltd.	100 Mile House	Cariboo
Chasers Bottle Depot	Vernon	North Okanagan
Chetwynd Lions Recycling	Chetwynd	Peace River
Chilliwack Bottle Depot	Chilliwack	Fraser Valley
Comox Valley Waste Management Centre	Cumberland	Comox Valley
Coquitlam Return-It Depot	Coquitlam	Metro Vancouver
Coquitlam Transfer Station	Coquitlam	Metro Vancouver
Courtenay Return-It Depot	Courtenay	Comox Valley
Cranbrook Bottle Depot	Cranbrook	East Kootenay
Tsawwassen Return-It Centre (D&G Recycling Ltd.)	Delta	Metro Vancouver
D.C. Recycling & Bottle Depot	Dawson Creek	Peace River
Eco-Depot Recycling	Fort St. John	Peace River
Fleetwood Bottle Return Depot Ltd.	Surrey	Metro Vancouver

Depot Name	City	Regional District
Fraser Lake Bottle Depot	Fraser Lake	Bulkley-Nechako
FSJ Bottle Drop	Fort St. John	Peace River
Gabriola Island Recycling	Gabriola Island	Nanaimo
Gibsons Recycling Depot	Gibsons	Sunshine Coast
Go Green Depot & Recycling	Vancouver	Metro Vancouver
Gold Trail Recycling	100 Mile House	Cariboo
Grand Forks Home Hardware	Grand Forks	Kootenay Boundary
Hartland Recycling Depot	Victoria	Capital
Heiltsuk Environmental Bella Bella Eco-Depot	Bella Bella	Central Coast
Home Hardware Cranbrook	Cranbrook	East Kootenay
Home Hardware Merritt	Merritt	Thompson-Nicola
Home Hardware Revelstoke	Revelstoke	Columbia-Shuswap
Houston Bottle Depot	Houston	Bulkley-Nechako
Interior Freight & Bottle Ltd.	Vernon	North Okanagan
Invermere Fire Department	Invermere	East Kootenay
Island Return-It Recycling Centre Campbell River	Campbell River	Strathcona
Island Return-It Recycling Centre Duncan	Duncan	Cowichan Valley
Island Return-It Recycling Centre Esquimalt	Esquimalt	Capital
Island Return-It Recycling Centre Sidney	Sidney	Capital
Island Solid Waste Management	Port Clements	Skeena-Queen Charlotte
J&C Bottle Depot (formerly Penticton Recycling & Bottle Depot)	Penticton	Okanagan-Similkameen
Joe's Bottle Depot	Vancouver	Metro Vancouver
Junction Bottle Depot Ltd.	Ladysmith	Cowichan Valley
Kamloops Fire Rescue	Kamloops	Thompson-Nicola
Kaslo Building Supplies	Kaslo	Central Kootenay
Keremeos Landfill	Keremeos	Okanagan Similkameen
KUTE-Kitimat Recycling Depot	Kitimat	Kitimat-Stikine
Ladner Bottle Depot	Delta	Metro Vancouver
Langley Bottle Depot	Langley	Metro Vancouver
London Drugs #10	Vancouver	Metro Vancouver
London Drugs #11	Richmond	Metro Vancouver
London Drugs #12	Kelowna	Central Okanagan
London Drugs #14	Victoria	Capital
London Drugs #15	Coquitlam	Metro Vancouver
London Drugs #16	Abbotsford	Fraser Valley
London Drugs #17	Delta	Metro Vancouver
London Drugs #18	Langley	Metro Vancouver
London Drugs #19	Vancouver	Metro Vancouver

Depot Name	City	Regional District
London Drugs #2	Vancouver	Metro Vancouver
London Drugs #25	Burnaby	Metro Vancouver
London Drugs #28	Vancouver	Metro Vancouver
London Drugs #29	Victoria	Capital
London Drugs #3	New Westminster	Metro Vancouver
London Drugs #35	Kamloops	Thompson-Nicola
London Drugs #36	Nanaimo	Nanaimo
London Drugs #37	Delta	Metro Vancouver
London Drugs #39	Vernon	North Okanagan
London Drugs #4	Vancouver	Metro Vancouver
London Drugs #41	Chilliwack	Fraser Valley
London Drugs #42	South Surrey	Metro Vancouver
London Drugs #44	West Vancouver	Metro Vancouver
London Drugs #46	Victoria	Capital
London Drugs #47	Maple Ridge	Metro Vancouver
London Drugs #5	North Vancouver	Metro Vancouver
London Drugs #50	Vancouver	Metro Vancouver
London Drugs #51	Prince George	Fraser-Fort George
London Drugs #52	Richmond	Metro Vancouver
London Drugs #53	Vancouver	Metro Vancouver
London Drugs #54	Victoria	Capital
London Drugs #55	Mission	Fraser Valley
London Drugs #56	Burnaby	Metro Vancouver
London Drugs #6	Burnaby	Metro Vancouver
London Drugs #61	Gibsons	Sunshine Coast
London Drugs #67	Courtenay	Comox Valley
London Drugs #7	Vancouver	Metro Vancouver
London Drugs #70	Penticton	Okanagan-Similkameen
London Drugs #71	Burnaby	Metro Vancouver
London Drugs #72	Nanaimo	Nanaimo
London Drugs #73	Campbell River	Strathcona
London Drugs #74	Vancouver	Metro Vancouver
London Drugs #75	Surrey	Metro Vancouver
London Drugs #76	Westbank	Central Okanagan
London Drugs #77	Duncan	Cowichan Valley
London Drugs #78	Vancouver	Metro Vancouver
London Drugs #8	Surrey	Metro Vancouver

Depot Name	City	Regional District
London Drugs #80	Squamish	Squamish-Lillooet
London Drugs #81	Surrey	Metro Vancouver
London Drugs #82	Vancouver	Metro Vancouver
London Drugs #9	Surrey	Metro Vancouver
London Drugs #85	Abbotsford	Fraser Valley
Lone Butte Supply	100 Mile House	Cariboo
Lougheed Return-It	Coquitlam	Metro Vancouver
Mayne Island Recycling Society	Mayne Island	Capital
Meade Creek Recycling Drop-Off Depot	Lake Cowichan	Cowichan Valley
Mission Recycling Depot	Mission	Fraser Valley
Nanaimo Recycling Exchange Society	Nanaimo	Nanaimo
Nelson Home Hardware Building Centre	Nelson	Central Kootenay
New & Nearly New	Kimberley	East Kootenay
New Westminster Recycling Depot	New Westminster	Metro Vancouver
Newton Bottle Depot	Surrey	Metro Vancouver
North Shore Bottle Depot	North Vancouver	Metro Vancouver
North Van Bottle and Return -it Depot	North Vancouver	Metro Vancouver
Oak Bay Recycling Depot	Victoria	Capital
Okanagan Falls Landfill	Okanagan Falls	Okanagan-Similkameen
Oliver Sanitary Landfill	Oliver	Okanagan-Similkameen
Osoyoos Bottle Depot	Osoyoos	Okanagan-Similkameen
Parksville Bottle & Recycling Depot	Parksville	Nanaimo
Parksville Home Hardware	Parksville	Nanaimo
Peerless Road Recycling Drop-Off Depot	Ladysmith	Cowichan Valley
Pender Island Recycling Society	Pender Island	Capital
PG Recycling & Return-It Centre	Prince George	Fraser-Fort George
Planet Earth Recycling	Westbank	Central Okanagan
Port Alberni Recycling Depot	Port Alberni	Alberni-Clayoquot
Quality Glass Ltd.	Ashcroft	Thompson-Nicola
Queensborough Landing Return-It	New Westminster	Metro Vancouver
Regional Recycling – Abbotsford	Abbotsford	Fraser Valley
Regional Recycling – Burnaby	Burnaby	Metro Vancouver
Regional Recycling – Cloverdale	Surrey	Metro Vancouver
Regional Recycling – Nanaimo	Nanaimo	Nanaimo
Regional Recycling – Nanaimo	Nanaimo	Nanaimo
Regional Recycling – Prince Rupert	Prince Rupert	Skeena-Queen Charlotte
Regional Recycling – Richmond	Richmond	Metro Vancouver

Depot Name	City	Regional District
Regional Recycling – Vancouver	Vancouver	Metro Vancouver
Regional Recycling – Whistler	Whistler	Squamish-Lillooet
Ridge Meadows Recycling Society	Maple Ridge	Metro Vancouver
RONA (Alert Bay)	Alert Bay	Mount Waddington
RONA Home Centre (Hope)	Hope	Fraser Valley
Saltspring Island Recycling	Saltspring Island	Capital
Sardis Bottle Depot	Chilliwack	Fraser Valley
Scotch Creek Bottle Depot	Scotch Creek	Columbia-Shuswap
Scott Road Bottle Depot	Surrey	Metro Vancouver
Semiahmoo Bottle Depot	Surrey	Metro Vancouver
Seven Mile Recycling Centre	Port McNeil	Mount Waddington
Shepherds Home Hardware	Armstrong	North Okanagan
Smithers Home Hardware	Smithers	Bulkley Nechako
Sooke Home Hardware	Sooke	Capital
South Van Bottle Depot	Vancouver	Metro Vancouver
Steveston Return -It	Richmond	Metro Vancouver
Super Save Bottle Depot	Clearwater	Thompson-Nicola
The Bargain Bin	Castlegar	Central Kootenay
The Battery Doctors	Kelowna	Central Okanagan
The Hut Bottle Depot	Princeton	Okanagan Similkameen
Tofino Bottle Depot	Tofino	Alberni-Clayoquot
Trail Bay Hardware	Sechelt	Sunshine Coast
Trail Bottle Depot	Trail	Kootenay Boundary
Ucluelet Bottle Depot	Ucluelet	Alberni-Clayoquot
Venture Training Vernon	Vernon	North Okanagan
Village of Gold River	Gold River	Strathcona
Walnut Grove Bottle Depot	Langley	Metro Vancouver
Westcoast Home Hardware	Port Alberni	Alberni-Clayoquot
Whistler Fire Rescue Services	Whistler	Squamish-Lillooet
Wide Sky Disposal	Fort Nelson	Northern Rockies
Willowbrook Recycling Depot	Langley	Metro Vancouver

APPENDIX D. Breakdown of Collection Sites per Regional District

Regional District	# of Collection Sites
Alberni-Clayoquot	4
Bulkley-Nechako	3
Capital	14
Cariboo	5
Central Coast	2
Central Kootenay	3
Central Okanagan	5
Columbia-Shuswap	3
Comox Valley	3
Cowichan Valley	6
East Kootenay	4
Fraser-Fort George	2
Fraser Valley	12
Kitimat-Stikine	2
Kootenay Boundary	2
Metro Vancouver	57
Mount Waddington	2
Nanaimo	8
North Okanagan	5
Northern Rockies	1
Okanagan-Similkameen	8
Peace River	4
Powell River	1
Skeena-Queen Charlotte	2
Squamish Lillooet	6
Strathcona	5
Sunshine Coast	3
Thompson-Nicola	5
TOTAL	177

APPENDIX E. 2014 Independent Financial Audit

**PRODUCT CARE ASSOCIATION
BC SMOKE AND CARBON MONOXIDE
(CO) ALARMS PROGRAM**

STATEMENT OF REVENUES AND EXPENSES

31 DECEMBER 2014

**PRODUCT CARE ASSOCIATION
BC SMOKE AND CARBON MONOXIDE (CO) ALARMS PROGRAM
Statement of Revenues and Expenses
For the year ended 31 December 2014**

Contents

Independent Auditors' Report	
Statement of Revenues and Expenses	4
Notes to the Statement of Revenues and Expenses	5

1500 – 1090 West Georgia Street
Vancouver, B.C. V6E 3V7

Telephone: 604-684-1101

Fax: 604-684-7937

E-mail: admin@rolfebenson.com

INDEPENDENT AUDITORS' REPORT

To: BC Ministry of Environment,

As required the British Columbia Environmental Management Act, Recycling Regulation 8(2)(f)(ii), we have audited the Statement of Revenues and Expenses of the BC Smoke and Carbon Monoxide (CO) Alarms Program (the "Statement") as reported by Product Care Association for the year ended 31 December 2014 and a summary of significant accounting policies and other explanatory information.

Management's Responsibility for the Statement

Management is responsible for the preparation of the Statement in accordance with Canadian accounting standards for not-for-profit organizations, and for such internal control as management determines is necessary to enable the preparation of the Statement that is free from material misstatement, whether due to fraud or error.

Auditors' Responsibility

Our responsibility is to express an opinion on the Statement based on our audit. We conducted our audit in accordance with Canadian generally accepted auditing standards. Those standards require that we comply with ethical requirements and plan and perform the audit to obtain reasonable assurance about whether the Statement is free from material misstatement.

An audit involves performing procedures to obtain audit evidence about the amounts and disclosures in the Statement. The procedures selected depend on the auditors' judgment, including the assessment of the risks of material misstatement of the Statement, whether due to fraud or error. In making those risk assessments, the auditor considers internal control relevant to the entity's preparation of the Statement in order to design audit procedures that are appropriate in the circumstances, but not for the purpose of expressing an opinion on the effectiveness of the entity's internal control. An audit also includes evaluating the appropriateness of accounting policies used and the reasonableness of accounting estimates made by management, as well as evaluating the overall presentation of the Statement.

We believe that the audit evidence we have obtained is sufficient and appropriate to provide a basis for our audit opinion.



INDEPENDENT AUDITORS' REPORT - continued

Opinion

In our opinion, the Statement presents fairly, in all material respects, the revenues and expenses of the BC Smoke and Carbon Monoxide (CO) Alarms Program as reported by Product Care Association for the year ended 31 December 2014 in accordance with Canadian accounting standards for not-for-profit organizations.

Restriction on Distribution

This report is prepared on the direction of Product Care Association's management and the BC Ministry of Environment. As a result, the report may not be suitable for another purpose. Our report is intended solely for Product Care Association's management and the BC Ministry of Environment and should not be distributed to other parties.

Rolfe Benson LLP
CHARTERED ACCOUNTANTS

Vancouver, Canada
15 April 2015

PRODUCT CARE ASSOCIATION
BC SMOKE AND CARBON MONOXIDE (CO) ALARMS PROGRAM
Statement of Revenues and Expenses
For the year ended 31 December 2014

	2014
Revenues	<u>\$ 492,866</u>
Program expenses	
Processing (Note 3)	72,891
Collection	27,450
Transportation	13,247
Depot supplies	1,438
	<u>115,026</u>
General and administrative expenses	
Communications	29,544
Administration	10,515
Overhead allocation (Note 2(c))	21,743
	<u>61,802</u>
Total expenses	<u>176,828</u>
Excess of revenues over expenses for the year	<u>\$ 316,038</u>

Commitment (Note 3)

PRODUCT CARE ASSOCIATION
BC SMOKE AND CARBON MONOXIDE (CO) ALARMS PROGRAM
Notes to the Statement of Revenues and Expenses
For the year ended 31 December 2014

1. Basis of Presentation

The Statement of Revenues and Expenses (the "Statement") only includes the revenues and expenses related to the BC Smoke and Carbon Monoxide (CO) Alarms Program, a segment of the operations of Product Care Association (the "Association").

2. Summary of Significant Accounting Policies

The Statement is prepared in accordance with Canadian accounting standards for not-for-profit organizations. The significant policies are detailed as follows:

(a) Revenue Recognition

Eco-fees are received from members of the BC Smoke and Carbon Monoxide (CO) Alarms Program. The Association recognizes these fees as revenue when received or receivable if the amount to be received can be reasonably estimated and collection is reasonably assured. Eco-fee revenues are recognized as individual members report and remit them as required by applicable provincial environmental legislation.

(b) Use of Estimates

The preparation of financial statements in conformity with Canadian accounting standards for not-for-profit organizations requires management to make estimates and assumptions that affect the reported amounts of assets and liabilities and disclosure of contingent assets and liabilities at the balance sheet date and the reported amounts of revenues and expenses during the year. Actual results could differ from those estimates.

(c) General and Administrative Expenses - Overhead Allocation

A portion of the total general and administrative expenses of the Association, net of expense recoveries, has been allocated to this program. The allocation of general and administrative expenses to this program is determined using the percentage of program specific operating expenses as compared to total operating expenses for all the Association's programs.

3. Processing Commitment

At year end, the Association had unprocessed program materials on hand with an estimated cost to process, transport and recycle of \$295,734 which will be incurred in 2015.

APPENDIX F. 2014 Third Party Assurance Statement for Non-Financial Information

PRODUCT CARE ASSOCIATION

**NON-FINANCIAL AUDIT OF
BC SMOKE AND CARBON MONOXIDE
(CO) ALARMS**

31 DECEMBER 2014



ROLFE, BENSON LLP
CHARTERED PROFESSIONAL ACCOUNTANTS



1500 – 1090 West Georgia Street
Vancouver, B.C. V6E 3V7
Tel: 604-684-1101 Fax: 604-684-7937
E-mail: admin@rolfebenson.com

INDEPENDENT AUDITORS' REPORT

To the British Columbia Ministry of Environment:

We have audited the following Selected Information within Product Care Association's (the "Association") Annual Report for the BC Smoke and Carbon Monoxide (CO) Alarms ("Alarm Recycle") Program for the year ended 31 December 2014:

- Section 4 Collection System and Facilities and Appendix C - the location of collection facilities, and any changes in the number and location of collection facilities from the previous report in accordance with Section 8(2)(b) of BC Regulation 449/2004 (the "Recycling Regulation");
- Section 6 Pollution Prevention Hierarchy and Product/Component Management - the description of how the recovered product was managed in accordance with the pollution prevention hierarchy under Section 8(2)(d) of the Recycling Regulation;
- Section 7 Product Collected - the description of how total amounts of the producer's product collected has been calculated in accordance with Section 8(2)(e) of the Recycling Regulation; and
- Section 9 Plan Performance – the description of performance for the year in relation to targets in the approved stewardship plan under Section 8(2)(b), (d) and (e) of the Recycling Regulation.

Responsibilities

Preparation and fair presentation of the Selected Information in accordance with the evaluation criteria as listed in Appendix 1 is the responsibility of the Association's management. Management is also responsible for such internal control as management determines is necessary to enable the preparation of the Selected Information such that it is free from material misstatement.

Our responsibility is to express an opinion on the Selected Information based on the procedures we have performed and the evidence we have obtained. Our audit does not constitute a legal determination on the Association's compliance with Sections 8(2)(b), (d) and (e) of the Recycling Regulation.

Evaluation Criteria

The suitability of the evaluation criteria is the responsibility of management. The evaluation criteria presented in Appendix 1 are an integral part of the Selected Information and address the relevance, completeness, reliability, neutrality and understandability of the Selected Information.



Scope of the Audit

We carried out our audit in accordance with International Standard on Assurance Engagements 3000 (IASA 3000) published by the International Federation of Accountants. This Standard requires, amongst others, that the assurance team possesses the specific knowledge, skills and professional competencies needed to understand and audit the information included within the Selected Information, and that they comply with specific requirements to ensure their independence.

An audit includes examining, on a test basis, evidence supporting the amounts and disclosures within the Selected Information. An audit also includes assessing the evaluation criteria used and significant estimates made by management, as well as evaluating the overall presentation of the Selected Information. The main elements of our work were:

- inquiries of relevant management, to gain an understanding of the Association's data collection, monitoring and reporting processes in relation to the Selected Information included in the Annual Report;
- confirming the existence of collection facilities and their understanding of the program by reviewing contracts, performing site visits, telephone contact with the facilities and internet research;
- comparing the number of collection facilities to the prior year and investigating the reasons for any changes;
- checking the end fate of product recovered by reviewing survey responses from the processors and supporting source documentation;
- checking the units of product collected during the year by agreeing to supporting shipping documentation on a test basis;
- re-performing calculations on a test basis; and
- ensuring wording of the Annual Report is reflective of audit findings.

Inherent Limitations

Non-financial performance information is subject to more inherent limitations than financial information, given the characteristics of the Selected Information and the methods used for determining and calculating such information. Qualitative interpretations of relevance, materiality and the accuracy of data are subject to individual assumptions and judgments. Furthermore, the nature and methods used to determine such information, as well the evaluation criteria and the precision thereof, may change over time. It is important to read our report in the context of the evaluation criteria.

Opinion

In our opinion, the Selected Information within Product Care Association's Annual Report for the BC Smoke and Carbon Monoxide (CO) Alarms Program for the year ended 31 December 2014 presents fairly in accordance with the evaluation criteria, in all material respects:

- the location of collection facilities, and any changes in the number and location of collection facilities from the previous report in accordance with Section 8(2)(b) of the Recycling Regulation;
- the description of how the recovered product was managed in accordance with the pollution prevention hierarchy under Section 8(2)(d) of the Recycling Regulation;
- the description of how total amounts of the producer's product collected has been calculated in accordance with Section 8(2)(e) of the Recycling Regulation; and



- the description of performance for the year in relation to targets in the approved stewardship plan under Section 8(2)(b), (d) and (e) of the Recycling Regulation.

Emphasis of Matter

Without qualifying our opinion, the following should be noted regarding the information contained in the Annual Report:

1. The amount of product sold and recovery rate was not included in the scope of the Selected Information. Given the small number of manufacturers of these products selling into the B.C. market, it was approved by the Ministry of Environment that aggregated sales data would not be made publicly available in the Annual Report. As the Association is not required to report sales data, the recovery rate has also been excluded from the scope of the Selected Information as sales data forms part of this calculation.
2. The Selected Information included in Section 6 Pollution Prevention Hierarchy and Product/Component Management is determined based on supporting documentation and survey responses from the primary processors. No verification of product management has been obtained from downstream processors. Additionally, the Association has identified that a key assurance process in verifying product management is to perform due diligence activities such as periodic processor inspections. During the 2014 fiscal year, no processor inspections were performed. As such, there is uncertainty surrounding the Selected Information contained in the Pollution Prevention Hierarchy section of Appendix 1.

Other Matter

Our report has been prepared solely for the purposes of management's stewardship under the Recycling Regulation and is not intended to be and should not be used for any other purpose. Our duties in relation to this report are owed solely to the Association, and accordingly, we do not accept any responsibility for loss occasioned to any other party acting or refraining from acting based on this report.

Rolfe, Benson LLP

CHARTERED PROFESSIONAL ACCOUNTANTS

Vancouver, Canada
29 June 2015

Appendix 1

Evaluation Criteria

Collection facilities

Specific disclosures in the annual stewardship report for which evaluation criteria were developed	
Disclosure per annual report	Reference
Total number of collection facilities – 177	Section 4 Collection System and Facilities - Table 1 – 2013 and 2014 Collection Sites on page 8 and: Appendix C- Complete list of all 2014 AlarmRecycle Collection Sites on pages 22-26
Increase in the number of collection facilities in 2014 – 12 collection facilities	Section 4 Collection System and Facilities on page 7

The following evaluation criteria were applied to the assessment of the location of collection facilities, and any changes in the number and location of collection facilities from the previous report in accordance with Section 8(2)(b) of the Recycling Regulation:

- “Collection facilities” are depots that have a signed contract with the Association for the collection of program materials during the reporting period: 1 January – 31 December 2014.
- The Association maintains a listing of all collection facilities for the program, including the location of the collection facility, the total of which agrees to the number of collection facilities as disclosed in the Annual Report.
- Collection facilities have a signed contract with the Association, a physical location that is available to collect program materials, and the staff of the facility has an adequate understanding of the program.
- Large volume end users (LVEU’s) are excluded from the number of collection facilities.
- The change in number of collection facilities is calculated by comparing the current number of collection facilities, a sum of all the collection facilities that have a signed contract within a given reporting year and those that closed within the same reporting year, to the number of collection facilities reported in the prior reporting year.
- Reasons for any changes in the number of collection facilities from the previous annual report are supported by valid business purposes and adequately disclosed in the Annual Report.

Pollution prevention hierarchy

Specific disclosures in the annual stewardship report for which evaluation criteria were developed	
Disclosure per annual report	Reference
Alarm Type: Radioactive Alarms Sub-component: Radioactive cells End fate: 100% of Product Recovered Stored at hazardous waste facility Sub-component: Plastic End fate: 100% of Product Recovered Recycled Sub-component: Metal End fate: 100% of Product Recovered Recycled	Section 6 Pollution Prevention Hierarchy and Product/Component Management - Table 2: Product / Component Management on page 11



<p>Alarm Type: Photovoltaic (non-radioactive alarms) Sub-component: Plastic End fate: 100% of Product Recovered Recycled</p> <p>Sub-component: Metal End fate: 100% of Product Recovered Recycled</p>	
<p>“According to the processor’s Certificate of Disposal, the processing and recycling of the alarms in 2014, resulted in approximately 21,823 microcuries of Am-241 diverted from the solid waste stream.”</p> <p>“Based on Certificates of Recycling and shipping records sent to the primary processor, as well as a BC AlarmRecycle questionnaire completed by the primary processor.”</p>	<p>Section 6 Pollution Prevention Hierarchy and Product/Component Management - on page 10 and footnote #4 on page 10</p>
<p>“The following is based on information provided by the primary processor, where available, or based on the understanding of the service agreement with the processor.”</p> <p>“The information detailed in this section may have a degree of uncertainty as the program has not verified product management information to a reasonable assurance level in accordance with audit standards. However, there is greater confidence in the end fate of hazardous wastes given the framework of regulatory requirements governing hazardous materials and commensurate oversight by various environmental departments and agencies.”</p>	<p>Section 6 Pollution Prevention Hierarchy and Product/Component Management - on page 10 and footnote #2 on page 10</p>
<p>“The boxes of collected units are consolidated in Product Care Association’s facility until sufficient quantities are amassed for processing.”</p> <p>“Some of the alarms collected in 2014 were not shipped for processing until the subsequent year. Statements regarding the end fate of alarms are in reference to materials processed in 2014 only.”</p>	<p>Section 6 Pollution Prevention Hierarchy and Product/Component Management - on page 10 and footnote #3 on page 10</p>

The following evaluation criteria were applied to the assessment of how the recovered product is managed in accordance with the pollution prevention hierarchy in accordance with Section 8(2)(d) of the Recycling Regulation:

- The Association maintains a listing of all products shipped to the primary processor which is supported by shipping documents or processor invoices.
- The primary processor provides a Certificate of Management and Recycling indicating the amounts of Am-241 sent to long term hazardous waste storage facilities.
- The primary processor provides information on product management in an annual questionnaire. No verification is obtained from downstream processors in multi-step processing.
- The Association performs periodic site inspections of the processors facility. Site inspection criteria have been developed to confirm the responses in the questionnaire provided by the primary processor. No site inspections were performed during the 2014 fiscal year.

Product collected

Specific disclosures in the annual stewardship report for which evaluation criteria were developed	
Disclosure per annual report	Reference
# of alarms collected – in small containers 42,096 # of alarms collected – in mega bags 2,157	Section 7 Product Collected - Table 4: Units Collected, January 1 – December 31, 2014 on page 12
“The average number of program alarms within the small containers (boxes and totes) was estimated to be 48. These values were calculated using the sorted values of over 642 small collection containers which were collected in 2014 and counted at the time of sorting and consolidation in the Product Care Surrey facility. The number of alarms collected was determined by multiplying the number of small collection containers collected each month by 48 alarms per container.”	Section 7 Product Collected - on page 12
“The number of collected program units per mega-bag for the two bags collected in 2014 was based on actual counts by Surrey facility staff.”	Section 7 Product Collected - on page 12

The following evaluation criteria were applied to the assessment of the description of how total amounts of the producer’s product collected has been calculated in accordance with Section 8(2)(e) of the Recycling Regulation:

- The Association maintains a listing of product collected by product category for the fiscal year which agrees to the amounts disclosed in the Annual Report.
- Each shipment of product collected is supported by documentation indicating the total number of small containers or mega bags collected and the type of program materials collected which has been agreed upon by the shipper, receiver and carrier.
- The calculation of the number of alarms in small containers is determined using the total number of small containers collected during the year and converting to units using the average number of units per boxes. The average number of units per box is determined by counting the contents of a sample of small containers received during the year.
- The number of alarms collected in mega bags is determined from the actual unit count per mega bag received.
- The Association is not required to present product sold or a recovery rate in the Annual Report. Given the small number of manufacturers of these products selling into the B.C. market, it was approved by the Ministry of Environment that aggregated sales data would not be made publicly available in the Annual Report.



Performance targets

Specific disclosures in the annual stewardship report for which evaluation criteria were developed	
Disclosure per annual report	Reference
1. 2014 Units collected target: 24,255 2014 Actual units collected: 44,253	Section 7 Product Collected - Table 6: AlarmRecycle Collection Rate Targets on page 13 Section 9. Plan Performance – Item #2 on page 14

The following evaluation criteria were applied to the assessment of the description of performance for the year in relation to targets in the approved stewardship plan under Section 8(2)(b), (d) and (e) of the Recycling Regulation:

- All stewardship plan targets relating to Section 8(2)(b), (d) and (e) of the Recycling Regulation have been identified and reported on by management in the Annual Report.
- The description of progress against targets to date is supported by records of progress maintained by the Association.

