



Product Care Annual Report for

- Paint category
- Solvent and flammable liquids category
- Pesticide category
- Gasoline category

Reporting Period: January 1, 2008 to December 31, 2008

Submitted to: Mr. David Ranson
Director of Waste Management
Environmental Quality Branch
Ministry of Environment
PO Box 9341, STN PROV GOVT
Victoria, BC, V8W 9M1

Prepared by: Mark Kurschner, President
Product Care Association
12337 – 82A Avenue
Surrey, BC V3W 0L5
Tel: 604-592-2972
Email: mark@productcare.org

Date: June 30, 2009

Table of Contents

1. Executive Summary	3
2. Program Outline	3
3. Educational Materials and Strategies	4
4. Collection System Information	5
5. Life Cycle Management	7
6. Recovery Rate	11
7. Fee Information.....	16
8. Performance Targets	18
9. Additional Information the Director required	20
10. Appendices	20
• Appendix 1- Product Care Member List	
• Appendix 2- Product Care Depot List	
• Appendix 3- 2008 Financial Statements	

1. Executive Summary

Despite the significant economic downturn at the end of 2008, the Product Care stewardship program for paint, flammables, pesticides and waste gasoline achieved another record year in terms of volume of material recovered, a 16.2% increase over 2007. The recovery rate for the highest volume product, paint, reached 7.7% (35,216,765 litres sold vs. 2,700,416 litres recovered). Product Care's depot system expanded to 110 locations. The 2008 promotion and education program included a partnership with the BC Used Oil program summer ambassadors, and an outreach to all the Regional Districts.

2. Program Outline

Product Care is a federally incorporated, not for profit product stewardship association formed in response to stewardship regulations and is governed by a multi sector industry board of directors. Product Care's mandate is to fulfill its members' obligations under the Recycling Regulation through Product Care's stewardship plan filed with the Ministry of Environment.

Product Care Association was formed in 2001 as the result of the merger of the BC Paint and Product Care Association and the Consumer Product Care Association. Paint stewardship was originally introduced in British Columbia in 1994 (managed by BC Paint and Product Care), and the regulation requiring stewardship for the other residuals in Product Care's program came into force in 1997 (managed by Consumer Product Care Associations).

Product Care's members are the "producers" (manufacturers, distributors and retailers) obligated by the Recycling Regulation (B.C. Reg. 449/2004) under the following categories:

- Paint product Category
- Pesticide product category
- Solvent and flammable liquids category
- Gasoline category

Schedule 2 of the Recycling Regulation defines products that are included under each of the product categories. There are no exclusions from the above product categories in the Product Care programs.

The Product Care program enables the public to drop off unwanted program products at depots and collection events across the province at no charge. Leftover paint is also made available to the public, free of charge, for reuse at a number of depots.

Funding for Product Care's program comes from eco-fees remitted to Product Care by its members based on the volume of sales of the designated products. In some cases retailers recover the fee as a separate visible eco fee to consumers. The eco-fee rates are set by Product Care. Program revenues are applied to the operation the program including public education, collection system, administration, transport, recycling and disposal of the collected residual products.

See the Product Care website at www.productcare.org for more information.

3. Educational Materials and Strategies

Product Care's 2011 target is a 50% increase in program awareness compared to 2007 as measured by a consumer awareness survey. The following is a summary of Product Care's promotion and education program in 2008:

- Point of Purchase (PoP) material - In early 2008, program brochures and posters were distributed to over 3320 retailers and 133 municipalities and regional districts without charge. PoP materials are available free of charge for re-order at any time by telephone, fax, e-mail or through the Product Care website.
- Yellow Pages - Product Care placed advertising in the "Recycling Services" section of all 51 residential Yellow Pages publications across BC (2008 target: 5 publications).
- Tradeshows - Product Care participated in the 2008 BC Home Interior and Design Show.
- RCBC Toll -Free Recycling Information Hotline - Product Care continued its contract with the Recycling Council for the RCBC "recycling hotline" service. RCBC hotline operators provide consumers with a convenient "one stop" contact to obtain information about Product Care programs and any other recycling questions. Product Care promotes the RCBC hotline number through its web page, on its signs, brochures, and other printed material. The RCBC hotline is also listed by Product Care in its telephone Yellow Pages advertising. The RCBC Hotline is open regular business hours Monday through Saturday and is accessible to all BC residents by a toll free telephone number (1-800-667-4321). In 2008, RCBC received approximately 12,125 calls relating to Product Care materials, with the majority of calls being paint related.
- RCBC materials exchange program - Many participants obtain information about the Paint Exchange program through the RCBC Materials Exchange program. This program provides a central system to connect people with leftover materials, such as paint, with groups and individuals who can use them.
- Local Government Partnerships - In 2008, Product Care continued its efforts to work with municipalities and regional districts (RDs) in promoting the Product Care program. Specific actions include:
 - Surveying RDs by telephone (25 of 27 were contacted) to discuss the effectiveness of the Product Care program in the local area, to explore synergies for promotion and education, and potential expansion of the collection system using RD infrastructure.
 - Advertising in all municipal garbage collection/recycling calendars.
 - Local government website linkages (see below).
 - Point of purchase consumer information material was also made available to all municipalities free of charge.
- Partnership with Ambassador Program - In 2008, Product Care participated in the BC Used Oil Management Program (BCUOMA) Ambassador Program. This program involves two summer student "ambassadors" travelling throughout BC with the objective of building relationships with stakeholders and increasing awareness of the stewardship programs and activities. Activities included:

- Meeting and discussing the stewardship programs with local stakeholders including retailers, collection facilities, and city officials as well as receiving and documenting feedback regarding the programs.
 - Attending and promoting the program at community events.
 - Educating consumers on proper disposal methods for hazardous waste materials.
 - Distributing Product Care promotional materials.
- Product Care Website - Product Care's www.productcare.org website was actively maintained throughout 2008 to provide information to BC residents, and for residents in other provinces in which Product Care has programs. In 2008, the BC pages of the website received over 19,000 visits. The website includes:
 - Depot locations including a convenient “drill down” depot finder system and information regarding hours of operation and products accepted.
 - Description of products accepted by the program.
 - Eco-fee reporting schedule.
 - Annual reports, other program information and audited financial statements.
 - Information for consumers on buying the right amount of paint as well as the safe storage and handling of program products.
 - Website linkages - Many consumers look to their local government for recycling information. Accordingly, Product Care contacted BC's regional districts (RDs) in order to establish or confirm the placement of links from the RD websites to the Product Care site. Currently 25 of the 27 RD websites have links to Product Care website.
 - Reuse Websites - To promote its paint exchange program Product Care is now listed in a number of reuse websites, including:
 - Vancouver Reuses (<http://www.vancouver.reuses.com/>)
 - Surrey Reuses (<http://www.surreyreuses.com/>)
 - Okanagan Reuses (<http://www.okanaganreuses.com/>)
 - Thompson Nicola Reuses (<http://www.tnrdreuses.com/>)
 Product Care will continue to work with Recycling Council of BC (RCBC) to identify new reuse websites, as they are developed, for the promotion of the paint exchange program.

4. Collection System Information

Product Care's collection depots include municipal recycling facilities, regional district landfills and transfer stations, bottle depots, non profit societies and private businesses.

Table 1. Product Care Depots in 2008

	2007 actual	2008 target	2008 actual
Paint Only ¹	59	62	61
Paint Plus ²	45	47	49
Total Depots	104	109	110
Events ³	19	12	15

¹ Accept paint only

² Accept paint, flammables, pesticides and gasoline

³ Collection events held (see Table 2)

The table indicates an increase of 2 Paint Only and 4 Paint Plus Depots since 2007, of which 3 are new and 1 has expanded from a Paint Only to a Paint Plus depot. During the reporting period one depot changed from a Paint Plus to a Paint Only depot (see Table 3 for a list of depot changes in 2008).

In addition, Product Care participated in 15 one-day collection events in 2008. The events are usually managed by local governments or communities.

The BC Hazardous Waste Regulation is under review. The proposed revisions would result in more restrictive requirements for collection depots participating in the program which could result in attrition among the existing depots, and deter new depots.

Product Care continues in its efforts to increase the number of depots and to increase the number of depots which are Paint Plus Depots, accepting the full range of program products. A complete list of depots is available at the Product Care website (<http://www.productcare.org/BCzoom2.html>).

Table 2. Collection Events in 2008

Date	Name	Location
Apr 19, 2008	Courtenay Mobile	Courtenay
Apr 26, 2008	Golden Mobile	Golden
Apr 27, 2008	Sicamous Mobile	Sicamous
Apr 27, 2008	Revelstoke Mobile	Revelstoke
Jun 7, 2008	Kamloops Mobile	Kamloops
Jun 16, 2008	Mackenzie Mobile	Mackenzie
Oct 4, 2008	Chilliwack Mobile	Chilliwack
Oct 25, 2008	Golden Mobile	Golden
Oct 26, 2008	Revelstoke Mobile	Revelstoke
Oct 26, 2008	Sicamous Mobile	Sicamous
Oct 4, 2008	Vernon Mobile	Vernon
Oct 4, 2008	Enderby Mobile (NORD)	Enderby
Oct 4, 2008	Lumby Mobile (NORD)	Lumby
Oct 21, 2008	Kelowna Mobile	Kelowna
Oct 26, 2008	Township of Langley	Langley

Table 3. Depot Changes in 2008

Depot Name	Location	Change	Effective Date
Summerland Bottle Depot	Summerland	Opened as a Paint depot	Apr-08
Gibsons Recycling Depot	Gibsons	Opened as a Paint depot	Apr-08
Peerless Road Recycling Drop-Off Depot, Cowichan Valley Regional District (CVRD)	Ladysmith	Opened as a Paint Plus depot	Apr-08
Bings Creek Solid Waste Management Complex (CVRD)	Duncan/North Cowichan	Opened as a Paint Plus depot	Apr-09
Meade Creek Recycling Drop-Off Depot (CVRD)	Lake Cowichan	Opened as a Paint Plus depot	Apr-08
Carney's Waste Systems	Pemberton	Opened as a Paint Plus depot	Sep-08
R & R Recycling	Hope	Expanded to a Paint Plus depot	Aug-08
Chasers	Vernon	Relocation	Sep-08
Ladner Bottle Depot	Delta	Changed from Paint Plus to Paint Only Depot	Nov-08

Product Care operates a due diligence and control system to minimize the possibility of an environmental incident in the collection system. In 2008, Product Care representatives conducted routine inspections at 35 collection sites, primarily in the areas of the Fraser Valley, Northern BC, Vancouver Island and Southern Gulf Islands. In addition, Product Care continued to maintain a blanket environmental impairment insurance policy for all contracted depots, as well as maintaining an insurance reserve fund.

5. Life Cycle Management

There continues to be a steady shift from oil based (alkyd) paints to water based latex paints. The current marketplace is about 80% latex and 20% oil based for new paint sales. However, recovered paint reflects buying patterns of the actual age of the paint, and currently about 70% of household paint collected is latex and the remaining 30% are oil based. This trend is expected to continue.

Also current and proposed federal regulations relating to the composition of surface coatings and volatile organic compounds, are having the effect of reducing the environmental impact of paint products.

There is a steady increase in the number of municipal bylaws restricting the use of pesticides, as well as federal regulatory requirements relating to pest control products.

Tools used by Product Care Association that may have an impact on product life cycle include:

- Variable eco fees which increase with the size of the container.

- Adjustment of product sector eco fees based on cost of managing the leftover product.
- Consumer material including promotion of the “B.U.D.” rule, i.e. **B**uy what you need, **U**se what you buy and **D**ispose of the remainder responsibly.
- Participation with the Product Stewardship Institute (<http://www.productstewardship.us/>) and National Paint and Coatings Association, which are conducting a lifecycle analysis study, expected to be completed in 2009.
- Operating a paint exchange program where by leftover paint is made to the public free of charge. The paint exchange is available at 84 depots and Product Care’s Surrey facility.

Pollution Prevention Hierarchy

Product Care endeavors to manage collected products in accordance with the “pollution prevention hierarchy”. References in this section do not include the management of non program materials.

A. Paint

Leftover paint is the largest volume of residual products managed by the Product Care program. Leftover paint is managed in a number of ways:

- **Reuse** – Reusable paint is given away at no charge through the Paint Exchange program to members of the public and to non-profit organizations to be used for its originally intended purpose. The Paint Exchange option is offered at most Product Care depots outside Metro Vancouver (GVRD). Within Metro Vancouver, the paint exchange program is centralized at Product Care’s facility in Surrey with one other paint exchange location in Maple Ridge. Users of the program included individuals, community organizations, theatres and anti-graffiti programs. Many participants obtain information about the Paint Exchange program through the RCBC Materials Exchange program. During the Reporting Period, 2.1% of the volume of paint collected by Product Care was reused through the paint exchange. This is an increase from 1.5% reuse rate in 2007. This is attributed to the continued increase in the number of depots offering the paint exchange from 77 paint exchange depots in 2007 to 84 in 2008, due in part to the introduction of an incentive system, and increased consumer awareness of the program.
- **Recycling** – Product Care utilizes a number of options for paint recycling including:
 - Reprocessing leftover latex and oil paint into paint and coatings products.
 - Latex paint as raw material incorporated in the manufacture of recycled concrete, and in the manufacture of Portland cement.

During the Reporting Period 68.0% of all paint collected by Product Care was recycled in one of these ways compared to 73.6% in 2007, and the 2008 target of 77%. This target was not met because a recycling option for alkyd paint, utilized in previous years, was not available in 2008.
- **Energy Recovery** – Due to the high solvent content of alkyd paints, alkyd paints are suitable for energy recovery. Through the process of fuel blending, 97.8 % (in 2007: 75%) of the oil based paint (or 29.9% of all paint) and 100% (in 2007: 100%) of the flammables and gasoline collected by Product Care during the Reporting Period were used as an alternative energy source in applications such as permitted incinerators. The significant increase in the use of energy recovery instead of recycling occurred because the recycling option employed in 2007 was no longer available. Product Care continues to search for

recycling options for oil based paint. This is generally more difficult to due to hazardous waste and transportation regulations which limit the movement of this kind of material.

Other Disposal – No paint products are disposed of in the landfill or in any other way by Product Care. Not all post consumer latex paint is of sufficient quality for reprocessing and paint re-processors typically can only reprocess about 70-80%. The remaining material is usually dried and land filled. Currently, Product Care manages the sorting and bulking of the post consumer containers of latex paint and is able to consolidate and ship to re-processors only the recyclable portion of the collected paint. However there are limited options for managing the remaining poor quality leftover paint. Currently this material is being processed in a cement manufacturing process at a distant location. Product Care intends to conduct a lifecycle analysis of this option.

B. Flammables

Because the nature of flammable products, and the fact that many flammable products are sold as fuels, leftover flammables are managed for energy recovery as alternative fuels in permitted facilities which comply with all air quality regulations.

C. Pesticides

Due to the nature of pesticides, there is no reuse or recycling option available, and all pesticides are incinerated at high temperature government regulated incinerators.

D. Gasoline

Due to the nature of gasoline, which is intended to be used as a fuel, waste gasoline is managed for energy recovery as an alternative fuel.

E. Containers

Product Care's targets are:

- Maintain rate of 100% recycling of metal and #2 plastic paint containers.
- Maintain rate of 95% of #5 plastic paint containers and flammables plastics containers managed for energy recovery.
- Maintain rate of 100% of plastic and metal gasoline containers being recycled.
- Identify options/technology for recycling pesticide containers.

The economic crisis in the latter part of 2008, resulted in depressed prices and increased challenges in finding markets for scrap metal paint and gasoline containers. All scrap metal was eventually recycled as scrap metal, however if market conditions do not improve Product Care may be forced to dispose of these materials at a landfill due to storage restrictions.

All plastic paint pails (5 gal. size) and plastic gasoline containers were recycled. Plastic (polypropylene) one US gallon size paint cans and plastic solvent containers were utilized for energy value as solid fuel in permitted incinerators.

With regard to other non recyclable packaging:

- **Flammable products- plastic containers-** Current management option is energy recovery, except for chlorinated plastics which are disposed in landfill as they are not accepted for energy recovery, however the volume of containers is small (Table 4). Identified challenges to improving the management options are:
 - Unwashed plastic generate gases during processing which are unacceptable to recyclers for health and safety reasons.

- Technology is not available to clean the plastic prior to recycling without creating wash water waste that cannot be discharged.
- Generally, there has not been enough volume to stimulate technology development.

• **Pesticide containers:** These containers are generally not accepted for recycling or for energy recovery due to health and safety concerns. Other challenges are the variety of plastic composition and container sizes, as well as the relatively small volumes collected through the Product Care program. No recycling solutions have been identified for the volumes managed by Product Care. Product Care continues to search for alternatives.

Table 4. Summary of Management Options for Residuals Collected

	Method	Example	Paint	Paint containers	Flammables	Pesticide	Gasoline	Other Containers
1	Reuse	Given to a consumer in original condition through "paint exchange"	2.1%	--	--	--	--	--
2	Recycling	Reprocessed as paint, used in concrete manufacture, cement manufacture	68.0%	100% of metal containers 100% of #2 plastic containers	--	--	--	100% of metal containers
3	Energy recovery	Fuel blending	29.9%	100% of composite containers	100%	--	100%	>95% of plastic solvent containers and 100% of gasoline containers
4	Disposal	Incineration due to contamination	--	--	--	100%	--	--
5	Landfill		--	--	--	--	--	¹ Pesticide containers & #3 Solvent PVC containers.

¹Note: data unavailable due to small quantities

Greenhouse Gas (GHG) Emissions and Reductions

A. GHG generated through manufacture of new product compare to any reductions through reuse/recycle:

Product Care has not yet obtained information regarding the GHGs associated with manufacturing of new paint or the reprocessing of post-consumer paint from the manufacturers of new or reprocessed paint. Product Care continues to seek out reliable data so the GHG emissions can be determined.

Energy inputs have been compiled for Product Care's central facility and administrative office (electricity, fuel for on site vehicles, heating, any additional energy). In 2008, the central facility used 194,760 KWh of electricity, 556.3 GJ of natural gas and 15,939 lbs. of propane.

6. Recovery Rate

The products managed in the Product Care program are all designed to be consumed, so while the amount recovered can be determined, it is difficult to determine the total amount of the product available for collection, and at what point in time the consumer considers it to be a waste product. In addition, the lag time between purchase of a product and the decision that the leftover product is unwanted varies.

Table 5. Paint, Flammables and Pesticides Recovery Data

	Paint (non aerosol)	Paint Aerosol	Flammable Liquids/Gasoline	Pesticides
Sales (litres) ¹	35,216,765	975,172	3,940,716 ²	189,178
Recovery (litres)	2,700,416 ³	17,226	92,872 ⁴	16,076
Recovery (elc's) ⁵	8,637,266	150,728	213,408	54,259
Percentage Recovery	7.7%	1.7%	2.3%	8.4%

¹ volumes reported as "Sales (litres)" are estimated by converting units reported using typical container volumes for each eco fee category.

² flammables "Sales (litres)" figure does not include gasoline. Gasoline sector members do not report sales volumes to Product Care.

³ includes volume recovered via "Paint Exchange" program

⁴ represents combined flammable liquids and gasoline collection volumes

⁵ "elc" means equivalent litre container, and is a measure of original container capacity, not contents.

Table 6. Sales Volume from 2003-2008

Sales (Litres) by year	Paint (non pressurized)	Paint Aerosol	Flammable Liquids	Pesticides
2003	30,059,254	861,425	3,508,158	220,914
2004	32,582,494	931,697	3,594,681	125,654
2005	34,427,693	889,053	4,308,371	125,735
2006	36,673,940	913,171	4,351,252	175,702
2007	36,075,934	945,527	4,447,739	177,055
2008	35,216,765	975,172	3,940,716	189,178

Figure 1. Sales of Non-Aerosol Paint

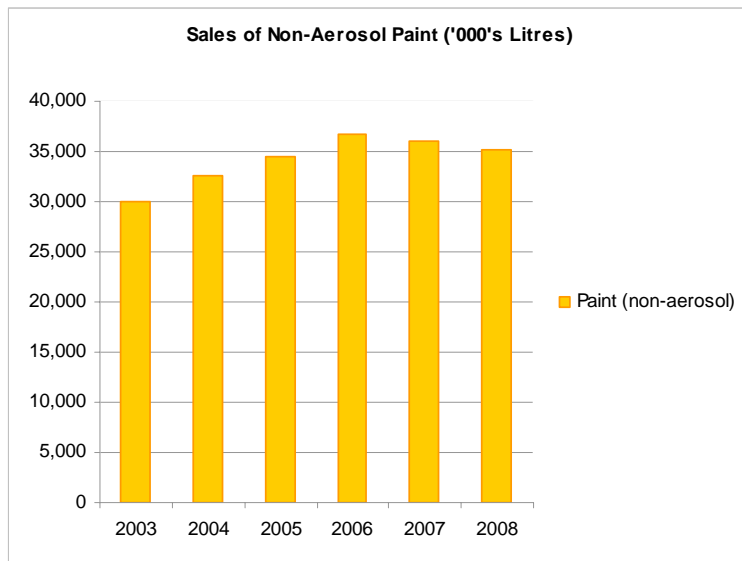


Figure 2. Sales of Other Products

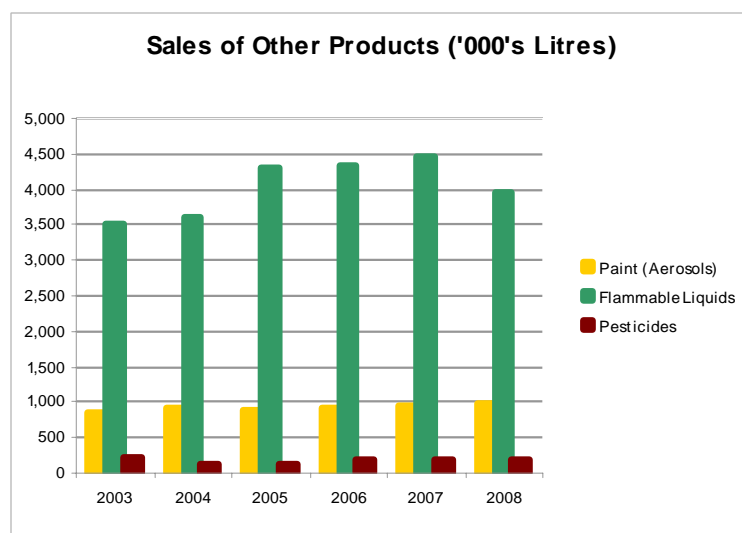


Table 7. Recovery Volume 2003-2008

Recovery (Litres)	Paint (non aerosol)	Paint Aerosol	Flammable Liquids	Pesticides	Total
2003	1,637,090	15,480	45,484	8,760	1,706,814
2004	1,854,960	18,860	49,224	8,880	1,931,924
2005	2,164,042	17,360	54,386	7,656	2,243,444
2006	2,164,437	15,426	58,516	10,716	2,249,095
2007	2,331,223	14,766	65,746	12,431	2,424,166
2008	2,700,416	17,226	92,872	16,076	2,826,590

Figure 3. Recovery of Non-Aerosol Paint

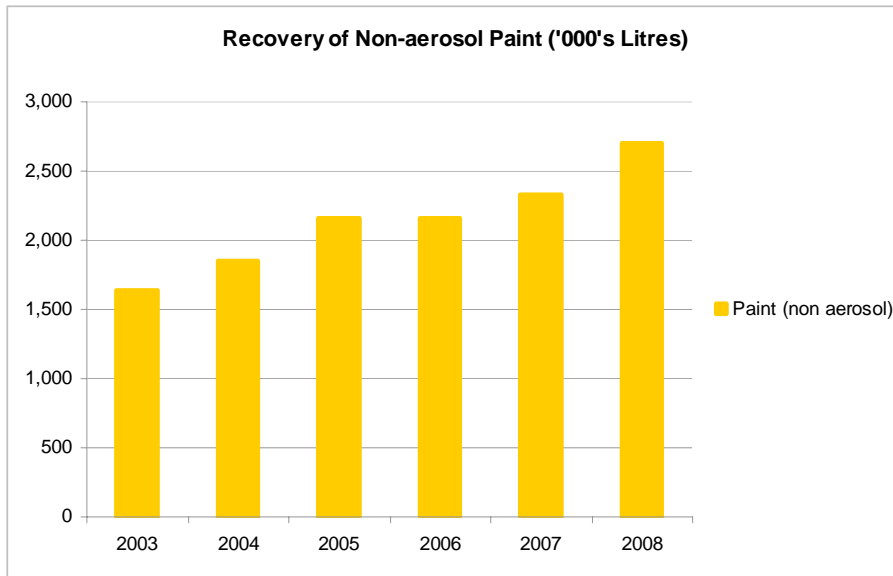


Figure 4. Recovery of Other Products

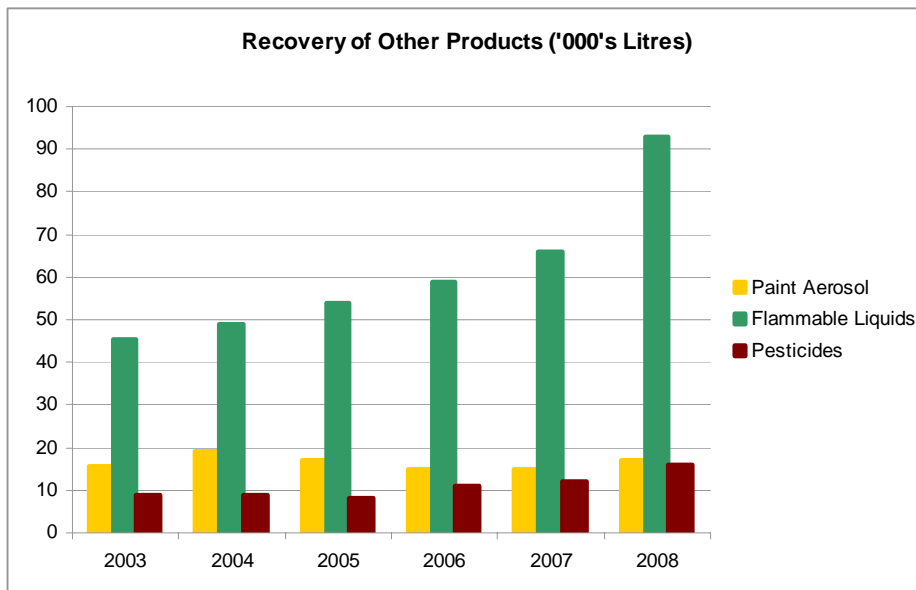


Table 8. Summary of Collection for 2008 by Regional District in Tubskids*

Regional District	Paint	Aerosols	Solvents	Pesticides	Other Aerosols
Alberni Clayoquot	97	4	3	1	0
Bulkley Nechako	98	14	1	0	0
Capital Regional District	2,626	68	91	31.3	10.5
Cariboo	111	14	0	1	0
Central Coast	7	0	0	0	0
Central Kootenay	223	11	2	2	1
Central Okanagan	798	32	17	4	8
Columbia Shuswap	177	9	7	4.3	0
Comox Strathcona	400	25	8	4	0
Cowichan Valley	448	15	17	3	3.2
East Kootenay	308	11	1	1	0
Fraser Fort George	258	13	9	2	0
Fraser Valley	1,069	36	35	9	2.9
GVRD	9,618	246	237	44	19.8
Kitimat Stikine	36	1	0	0	0
Kootenay Boundary	155	5.3	4	3	1
Mt. Waddington	40	1	0	0	0
Nanaimo Regional District	1,101	27	20	5	2.1
North Okanagan	349	20	4	3	1
Northern Rockies	9	7	1	0	0
Okanagan Similkameen	451	16	2	0	0
Peace River	240	17	1	0	0
Powell River Regional District	77	5	4	1	0
Skeena-Queen Charlotte	52	10	4	0	0
Squamish Lillooet	288	7	3	0	0
Sunshine Coast	320	11	16	5	0
Thompson Nicola	453	23	7	2	1
Y Large Volume Paint Users ¹	43	0	0	0	0
Z Large Volume Paint Aero Users ¹	4	213	0	0	3
TOTAL²	19,856	861.3	494	125.6	53.5

¹ material collected directly from generator at various locations in BC

² volumes shown do not include volume of paint given away through "Paint Exchange" program.

* A tubskid is a standard size container, with dimensions of 1217 x 1113 x 744 (mm), utilized for the collection and transportation of collection materials.

Table 9. Tubskids Collected 1998 – 2008

Product Category	1998	1999	2000	2001	2002	2003	2004	2005	2006	2007	2008
Paint	8,108	8,899	8,973	9,992	11,877	12,594	13,547	14,796	15,574	17122	19856
Aerosol Paint	216	404	685	770	827	773	943	842	771.3	738.3	861.3
Aerosol Others	13	12	5	7	14	19	21	22	39.8	48.3	53.5
Solvents	216	244	164	201	210	274	292	333	370	395	494
Pesticides	64	56	34	44	58	73	74	66	89.3	101.9	125.6

Table 10. Rate of increase of volume recovered for 2008 compared to 2007 & 2006
Target: Increase by 4% per year for paint

Product Category	% Change in Volume (container capacity) collected 2008 vs.2007	% Change in Volume (container capacity) collected 2007 vs. 2006
Paint	16.0%	9.9%
Paint Aerosol	16.7%	-4.3%
Solvent/Flammables/Gasoline	25.1%	6.9%
Pesticides	23.3%	14.1%
Aerosols Other	10.8%	21.4%
All Products (volume weighted)	16.2%	9.3%

Other Indicators of Program Performance:

In addition to comparing volume recovered to volume sold, Product Care utilizes a number of measures assess program performance.

Product Care’s 2007 consumer survey of British Columbia households indicated that 60% of those surveyed had leftover paint in their homes and 58% had unused solvents, pesticides or gasoline. Product Care’s ongoing communication efforts are intended to encourage consumer awareness of the program for the point in time when the decision is made that the residual products are a waste material.

Another approach is to quantify the amount of program material that is improperly disposed. Product Care participates in waste audits conducted by regional districts to obtain data on program products that are disposed in the solid waste system.

In 2008, Product Care participated in a solid waste audit performed by the Regional Waste Reduction Office (RWRO) for the Regional District of Central Okanagan and the Districts of Westside, Peachland and Lake Country. The purpose of Product Care's participation in the audit was to determine the amount of program materials disposed of at the Glenmore landfill.

During the period of April 28 through May 2, 2008, the waste auditors analyzed nine samples, which were then sorted into 19 categories, giving a statistical indication of the contents of the waste stream.

Product Care program products were further separated from other non-program hazardous materials. According to the RWRO Waste Audit report, Product Care program products and other non-program hazardous materials accounted for a 2% volume of the waste stream. Moreover, in the residential curb side sample and residential drop-off bins there was very little hazardous materials found. The report notes, however, that the amount of hazardous materials (empty containers in particular) found in the waste stream of commercial samples was considerably higher.

The report suggests that the program is functioning well in for the residential users of the program products but indicates the potential for improvements in servicing and awareness in the commercial sector.

Product Care intends to participate in future waste audits as the opportunity arises.

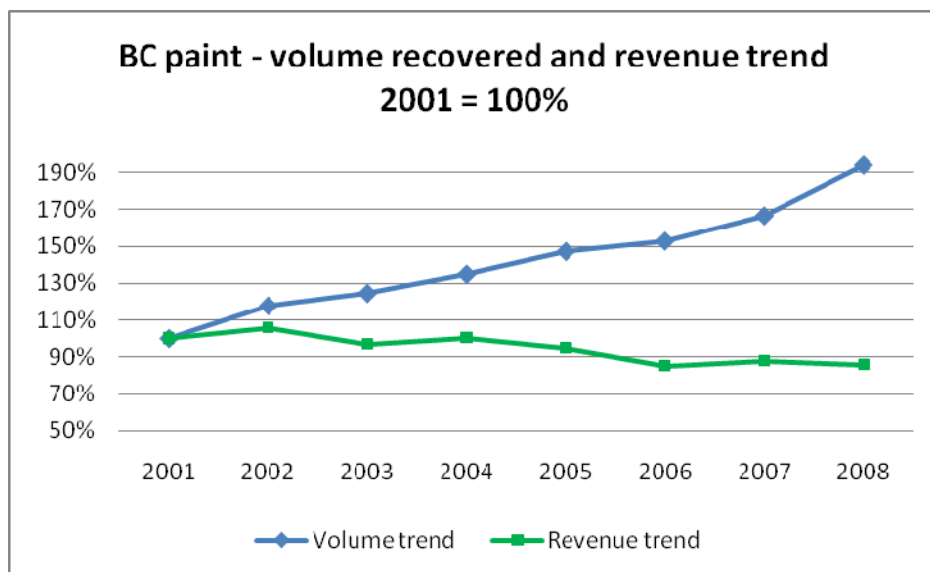
7. Fee Information

Product Care pays all of the costs of collecting leftover products (including historic products i.e. products sold before the programs began for which no eco fee was collected) and of managing the products collected including all related program expenses. This cost is funded by eco fees paid to Product Care by its members. For many, but not all, products the eco fee is recovered at the time of retail sale as a separate charge. This is at the option of the retailer. Eco fee rates are established by analyzing and allocating program costs among product types and container sizes. There is no charge to drop off program products at any Product Care collection site.

The paint sector of the BC program experienced an operating loss in 2008, which is forecasted to continue in 2009. Over the 15 years of the BC program, Product Care has managed to avoid increasing eco-fees by continually improving both administrative and operational efficiencies; however, the amount of leftover paint recovered by the program has increased significantly faster than the fee revenue from BC paint sales.

In 2002, the program managed 12,594 bins of leftover paint and received revenue from the BC paint sector of \$3.6 million. In 2008, the program managed 19,856 collection bins of leftover paint with program revenue of \$3.5 million (new paint sales did increase over that period, but paint eco-fee rates was lowered). This represents a 63% increase in volume and a 3% decrease in revenue over the 6 year period (Figure 5), without taking into account factors such as inflation and increased energy costs. The 2008 and 2009 shortfalls have been covered by the contingency fund which has been accrued from surpluses in prior years.

Figure 5. Volume and Recovery Trend 2001-2008



A revised paint fee rate structure (Table 11), to be implemented in August 2009, will reflect the cost of managing each of the container sizes and types.

Table 11. BC Paint Revised Eco-Fee Rate

Container size/type	Current Fee per unit (\$)	Fee per unit (\$) effective August 1, 2009
100ml to 250ml	0.10	0.20
251ml to 1 litre	0.25	0.25
1.01 litres to 5 litres	0.40	0.50
5.01 litres to 23 litres	1.00	1.25
Aerosol paint	0.10	0.25

Fee rates for other product sectors in the British Columbia program, such as flammables, pesticides, and waste gasoline, are under review.

Product Care's audited financial statements from January 1, 2008 to December 31, 2008 are posted on the Product Care website [2008 Signed Audited Financial Statements](#). This statement, prepared by an independent auditor, covers the Reporting Period.

8. Performance Targets

Table 12. Performance Targets Summary

Planned Target Set in Approved Stewardship Plan	2008 Report on the Planned Target
Public Awareness Target from 2007 to 2011: 50% increase in public awareness of the program compared to 2007 awareness.	
Redesign program poster and consumer brochure and distribute to 4,000 (estimated) BC retailers.	Distributed posters & brochures to 3320 retailers in 2008.
Contact a minimum 20 municipalities/brand owners to request website link.	Contact was made with 25 out of 27 of the municipalities in 2008, 25 of which have a website link to Product Care.
Advertise in 5 Yellow Pages publications.	Target met in January 2008, advertised in 51 residential publications.
Continue to promote paint can stickers to retailers.	Ongoing.
Identify and participate in Reuse websites.	Participation ongoing in Vancouver, Surrey, Okanagan and Thompson Nicola Reuses websites.
Continue to partner with RCBC for 800-hotline service and other services.	Continued partnership.
Advertise in all available municipal waste calendars.	Advertised in all 12 of the 2008 municipal calendars.
Continue to partner with all municipalities willing to distribute consumer program brochures to householders.	Outreach to 133 municipalities & regional districts informing them of the opportunity to include Product Care brochures free of charge in municipal mail-outs.
Collection System Access	
62 Paint Only depots, 47 Paint Plus Depots and 12 one day events.	61 Paint Only depots, 49 Paint Plus depots and 15 one day events. This is an increase of 2 Paint Only and 4 Paint Plus Depots since 2007.
Management of Collected Materials	
Increase volume of paint managed by reuse or recycling by 4% per year to 85% in 2011 (2005= 65%). For 2008 the target is 77%.	Achieved 73% in 2008.
Maintain policy of no program products going to landfill.	Maintained throughout 2008.
Increase number of depots offering "paint exchange" by 4 per year.	In 2008, 7 additional locations offer the paint exchange, with a total of 84 depots offering the paint exchange compared to 77 in 2007.
Collection of Containers	
Maintain rate of 100% recycling of metal and #2 plastic paint containers.	Target maintained throughout 2008.
Maintain rate of 95% of #5 plastic paint containers and flammables plastics containers managed for energy recovery.	Target maintained throughout 2008.
Maintain rate of 100% of plastic and metal	Target maintained throughout 2008.

gasoline containers being recycled.	
Identify options/technology for recycling pesticide container.	Ongoing search for recycling alternatives.
Program Performance	
Maintain a minimum 4 % increase per year of total collected volumes for the paint product categories.	Target met 16%
Participate in available Product Stewardship Institute studies regarding life cycle management of paint and other HHW.	Ongoing in 2008.
Review allocation of eco fee rates based on life cycle and other factors every two years beginning in 2007.	Paint fee adjustment scheduled for August 1, 2009.
Recovery rate of products: litres recovered compared to litres sold in each calendar year.	Continued tracking of litres recovered vs. litres sold in 2008. In 2008, 35,216,765 litres of non-aerosol paint was sold and 2,700,416 litres were recovered.
Historical comparison: recovery rate data presented on a year to year comparative basis.	Continued comparison of historical recovery rate data. See Table 8.
Waste audit participation: participate in at least one municipal waste audit annually and report available data regarding program products.	Product Care participated in the Central Okanagan and Districts of Westside, Peachland and Lake Country April-May, 2008 waste audit, performed by the Regional Waste Reduction Office (RWRO). Continue to seek participation with other Regional Districts.
Continue efforts to identify local alternatives for container recycling.	No new options developed in 2008. Ongoing search for new alternatives.
Identify potential synergies with other programs for collection, transportation and consumer awareness.	Participated with BCUOMA summer ambassador program in 2008.
Cost efficiency	In 2008 collection volumes increase by 16.2% while operating costs increased by 18.3%. This is attributed to higher energy and labour costs in 2009. Administrative costs allocated to the Product Care BC programs represented 2.7% of the total program costs in 2008.
Program safety	No reportable spills or injuries were reported by the depots serving the Product Care collection system, or by transporters. Product Care continued its program of regular depot visits and inspections, performing 35 inspections in 2008.
Amendments to the plan's performance target/goal:	None at this time.
Confirming next year's strategies, projects/research.	2009 strategies will concentrate on increasing program awareness, opening more depots and expanding services at existing ones, fostering relationships with regional districts and moving material up the pollution prevention hierarchy.

9. Additional Information the Director required

None specified.

10. Appendices

Appendix 1 Product Care Members list

Appendix 2 Product Care Depot List

Appendix 3 2008 Financial Statements

Appendix 1. Product Care Member List

3M Company	Gregg Distributors (Ft St John) Ltd.	Pro Form Products Limited
518076 BC Ltd dba Douglas Paint	GTC Industries Ltd.	Produits de Plancher Finitec Inc
7-Eleven Canada Inc	Guillevin International Inc.	Qualichem Industrial Products Ltd.
Acklands Grainger	Henkel Cda Corp. Consumer Adhesives	Quixtar Canada Corp.
Actton Super-Save Gas Stations Ltd.	Henry Company Inc	R.W. Packaging Ltd.
Akzo Nobel Coatings Ltd.	Homax Products Inc.	Race Trac Fuels Ltd.
Axis Media Systems AMS Inc.	Home Hardware Stores Limited	Radiator Specialty Co. of Canada
B & C Auto Detail Supply Ltd.	Hudson's Bay Company Inc. (HBC)	Reckitt Benckiser (Canada) Inc.
Bardahl Manufacturing Corp.	Husky Oil Marketing Company	Recochem (B.C.) Inc.
Behr Process Corp.	ICI (Imperial Chemical Industries) Ltd.	Richelieu Hardware
Benjamin Moore & Co. Ltd.	IKEA Canada	Ronson Corporation of Canada Ltd.
Calibre Environmental	Imperial Oil	Rudd Company, Inc.
Canada Safeway Ltd.	Imperial Oil	Rust-Oleum Corporation
Canada Safeway Ltd.	Industries Pepin Limitee	S.C. Johnson & Son, Limited
		Saman Corporation (3777472 Canada Inc.)
Canadian Tire Corporation, Ltd.	Innovative Manufacturing	Sansin Corporation
Canadian Tire Corporation, Ltd.	Interlakes Distribution Ltd.	Schwartz Chemicals
Cansel Survey Equipment	J & R Home Products Ltd.	Scott-Bathgate Ltd.
Castle Building Centres Group Ltd	JIG-A-LOO Canada Inc.	Scotts Canada Ltd.
Cdn Building Restoration Products Inc	Kamloops Paint & Wallpaper Inc.	Seymour of Sycamore Inc. US\$
CGC Inc	K-G Packaging Inc.	Shell Canada Products Ltd.
Chevron Canada Limited	King Home & Garden Inc.	Sherwin-Williams Co.
Chrysler Canada Inc.	Kleen-Flo Tumbler Industries Ltd.	Shrader Canada Limited
Clorox Company of Canada Ltd.	Les Produits Techni-Seal Inc.	Sico Inc
Cloverdale Paint Inc.	Liquidation World Inc.	Sika Canada Inc.
Coast Fiber-Tek Products Ltd.	LMS (formerly Fredrick Goertz Ltd.)	Sodisco-Howden Group Inc.
Consolidated Coatings Corporation	LPS Canada - Division of LPS Laboratories	Sure-Gro Inc.
Costco Wholesale	M G Chemicals Ltd.	Suzuki Canada Inc.
CRC Canada Inc.	Martin & Associates Ind	Swing Paint
DAP Canada Corp.	Modern Sales Co-op-Auto Sense Parts	Tesco Trading Co.
Domo Gasoline Corporation Ltd.	Mohawk Western Finishing Supplies	The Flood Company of Canada
Ducan Sales Inc.	Mopac Auto Supply Ltd.	Timber Pro Coatings Ltd.
Dynamic Paint Products Inc.	Mountain Equipment Co-op	Toyota Canada Inc.
E.B. Peerless (Q)	Napier Environmental Technologies Inc.	Trico Industries Ltd.
Elmer's Products Canada Inc	Nissan Canada Inc.	Trinitec Distribution Inc.
Fabrikem Manufacturing Ltd.	Nu Gro Corp	TruServ. Canada Inc.
Farrow & Ball (Head Office)	Oatey Canada Supply Chain Services	United Petroleum Products Inc.
Federated Co-operatives Limited	Overwaitea Food Group	Valley Traffic Systems Inc.
Federated Co-operatives Limited	Peavey Industries Ltd.	Volkswagen Canada Inc.
Fibre Glass-Evercoat Co. of Canada	Peintures Récupérées du Québec inc.	WalMart Canada Inc.
Finning Canada	Pennzoil Quaker State Canada Inc.	WD-40 Products (Canada) Ltd. (M)
Ford Motor Company of Canada	Permatex Canada Inc.	Westec Distributors Inc.
Forrest Paint Co. US\$	Petro Canada	Western Grocers Ltd.
General Motors Corporation	Plasti Kote Co., Inc. (Valspar)	Western Grocers Ltd.
General Paint Corp.	Polymer Science Corp.	XIM Products, Inc
GreenWorks Building Supply	PPG Canada Inc.	
Gregg Distributors (B.C.) Ltd.	Princess Auto Ltd.	



Product Care All Depots

(as of January 28, 2009)

100 MILE HOUSE

Gold Trail Recycling
720 Sollows Crescent
Phone: 1-250-395-1041
Hours: Mon-Fri 8:30am-5pm, Sat
9:30am-2pm

ABBOTSFORD

Abbotsford Bottle Depot
33236 Walsh Avenue
Phone: 1-604-853-7770
Hours: Mon - Fri 8:30-5:30, Sat 8:30-5
and Sun 10-4

ABBOTSFORD

Abbotsford Community Services Recycling
33670 Valley Road
Phone: 1-604-850-3551
Hours: Mon-Sat 8am-4:30pm
Contractors welcome at this depot.

AGASSIZ

International Fibre Recycling
7659 Industrial Street
Phone: 1-604-796-2519
Hours: Mon - Sat. 9am - 6pm

ARMSTRONG

Armstrong Collision
3750 Pleasant Valley Road
Phone: 1-250-546-3300
Hours: Mon-Fri 8am-5pm

ASHCROFT

Quality Glass Ltd.
107 Brink Street
Phone: 1-250-453-9017
Hours: Mon-Fri 8am-5pm, Sat 9am-1pm

BEAVERDELL

Beaverdell Landfill
5300 Hwy. 33
Phone: 1-250-484-5568
Hours: Sunday & Wednesday 10am -
2pm

BELLA COOLA

Bella Coola Recycling Depot
1030 Walker Island Road
Phone: 1-250-982-0039
Hours: Thrusday, Friday & Saturday
9:30 am - 5:00 pm

BRIDESVILLE

Norbert Salvage
5667 Townsite Road
Phone: 1-250-446-2497
Hours: Mon-Sat 9am-5pm

BURNABY

Burnaby Recycling Depot
4800 Still Creek Avenue
Phone: 604-294-8447
Hours: Monday - Sunday, 8am - 4pm
(open 7 days a week)

BURNABY

Lee's Bottle Depot
7415 Buller Avenue
Phone: 604-435-3432
Hours: Mon-Sat, 9am-6pm, Sun, 10am-
5pm

BURNABY

Kitchener Bottle Depot Ltd.
4177 Halifax Street
Phone: 604-294-2827
Hours: Mon-Fri 10am-6pm, Sat 9am-
5pm, Sun 10am-4pm

BURNS LAKE

Burns Lake Transfer Station
Babine Lake Road
Phone: 1-250-692-3125
Hours: Mon.-Fri. 8am-6pm, Sat.-Sun 10-
6pm

CAMPBELL RIVER

Campbell River Bottle Depot
1580F Willow Street
Phone: 1-250-287-4224
Hours: Monday - Saturday 9am - 4:30pm

CASTLEGAR

Ootischenia Landfill
671 Columbia Road
Phone: 1-250-365-6737
Hours: Mon.-Sat. 8:30am - 4pm

CHETWYND

Chetwynd Lions Recycling
4824 -54th Street
Phone: 1-250-788-1111
Hours: Monday 10am-4pm, Tuesday to
Friday 9am-5pm, Saturday 9am-
4pm



Product Care All Depots

(as of January 28, 2009)

CHILLIWACK

Sardis Bottle Depot

45635B Lark Road

Phone: 1-604-858-9177

Hours: Monday to Friday 8:30am to
6:00pm, Saturday 8:30am to
5:30pm, Sunday 10am to 5pm

CHILLIWACK

Chilliwack Bottle Depot

#2, 45934 Tretheway Avenue

Phone: 1-604-792-9572

Hours: Mon - Sat 8:30am - 6pm,
Sunday 10am - 5pm

CLEARWATER

Super Save Bottle Depot

#10 Old North Thompson Hwy

Phone: 1-250-674-2160

Hours: Tues-Sat 9am-5pm

COMOX

Comox Return Centre

678 Anderton Road

Phone: 1-250-339-0059

Hours: Winter Hours (Nov - April) Mon-
Sat 9am-5pm - Summer Hours
(May - Oct): Mon - Sat 9am -
5:30pm

CRANBROOK

Cranbrook Bottle Depot

#3 - 1125 Industrial Road

Phone: 250-417-0306

Hours: Monday to Friday 9am-5pm,
Saturday 9am-4pm

CRESTON

Columbia Bottle Recycling

1-1420 Northwest Blvd.

Phone: 1-250-428-2929

Hours: Tues-Sat 9:30am-4:30pm

DAWSON CREEK

D.C. Recycling & Bottle Depot

925-100 Avenue

Phone: 1-250-782-2020

Hours: Mon-Sat 9am-5:30pm

DELTA

Ladner Bottle Depot

4930 Elliott Street

Phone: 604-946-0309

Hours: Mon-Sat 9am-6pm Sun 11am-
5pm

DUNCAN

Cowichan Valley Bottle Depot

6476 Norcross Road

Phone: 1-250-748-2066

Hours: Mon-Sat 9am-5pm, Sun 10am-
4pm

FERNIE

Fernie Bottle Depot

1291 Ridgemont Avenue

Phone: 250-423-2009

Hours: Monday to Friday 10am - 5pm,
Saturday 10am - 4pm

FORT NELSON

Wide Sky Disposal

4903 49th Avenue

Phone: 1-250-774-6528

Hours: Mon-Sat 1:30-5pm

FORT ST. JAMES

Fort St. James Transfer Station

5121 Necoslie Road

Phone: 1-250-996-2166

Hours: Mon-Fri 10am-6pm, Sat 8am-
6pm, Sun 10am-6pm

FORT ST. JOHN

FSJ Bottle Drop

10104 - 93rd Avenue

Phone: 1-250-785-4146

Hours: Mon-Thurs 9:00-5:30, Fri & Sat
9:00-6:00pm

FRASER LAKE

Area 'D' Transfer Station (formerly Fraser Lake Landfill)

3366 Fraser Lake Airport Road

Phone: 250-699-6576

Hours: SUMMER: Sun-Wed 12-6pm,
Fri & Sat 10am-6pm WINTER:
Sun-Wed 11am-5pm, Fri & Sat
10am-4pm



Product Care All Depots

(as of January 28, 2009)

GIBSONS

Gibsons Recycling Depot
1018 Venture Way
Phone: 604-740-1425
Hours: Monday - Sunday 8am to 5pm (7 days a week)

GOLD RIVER

Village of Gold River
Public Works Yard, Hilke Road
Phone: 1-250-283-2294
Hours: Wed - Sun 10am - 2:45pm

GRAND FORKS

Grand Forks Regional Landfill
8798 Granby Road
Phone: 1-250-442-2734
Hours: Tue-Sat 8:30am-4pm, Sun 12-4pm

GREENWOOD

West Boundary Regional Landfill (formerly Greenwood Regional)
2050 Motherlode Road
Phone: 1-403-997-4289
Hours: Tues., Fri. and Sat. 9am-4pm

HOPE

R & R Recycling Ltd.
930 - 6th Avenue
Phone: 1-604-869-3328
Hours: Mon-Fri 8am-5pm Sat 10am-2pm

HOUSTON

Knockholt Sub-Regional Landfill
8072 Aitken Road 8 km. East of Houston
Phone: 1-250-803-2924
Hours: Mon - Sun 10am - 6pm

INVERMERE

Invermere Fire Department
626-4th Street
Phone: 1-250-342-3200
Hours: Tue 7:30-9pm Sun 10am-12pm

KAMLOOPS

Mission Flats Landfill
3095 Mission Flats Road
Phone: 1-250-372-9647
Hours: Mon - Sun 8:30 am - 4:30 pm

KELOWNA

Boucherie Self Storage & Bottle Depot
2711 Kyle Road
Phone: 1-250-769-7122
Hours: Oct-May, Mon-Sat 8:30am-5pm,
Jun-Sept, Mon-Sat 8:30am-6pm

KELOWNA

Battery Doctors
1972 Windsor Road
Phone: 1-250-860-2866
Hours: Mon-Fri 8:30am-4:30pm, Sat 9am-3pm

KIMBERLEY

New & Nearly New
1685 Warren Avenue
Phone: 1-250-427-0009
Hours: Mon-Sat 9:30am-4pm

KITIMAT

Kitimat Recycling Depot
314 Railway Avenue
Phone: 1-250-632-6633
Hours: Mon-Fri 9am-4pm, Sat 11am-4pm

LADYSMITH

Peerless Road Recycling Drop-Off Depot
Trans Canada Hwy at Thicke Road
Phone: 250-245-7800
Hours: Oct-June Sat, Sun, Wed 9am-5pm, July-Sept Wed-Sun 9am-5pm - All Year Closed on Stats

LADYSMITH

Junction Bottle Depot Ltd.
149 Oyster Bay Drive
Phone: 1-250-245-7376
Hours: Mon-Sat 9am-5pm, Sun 10am-4pm

LAKE COWICHAN

Meade Creek Recycling Drop-Off Depot
8855 Youbou Road (& Teleglobe Road)
Phone: 250-749-3632
Hours: Sat, Sun, Wed 9am-5pm -
Closed for lunch from 12:00-12:30 - Closed Stat Holidays



Product Care All Depots

(as of January 28, 2009)

LANGFORD

Alpine Disposal & Recycling
1045 Dunford Avenue
Phone: 1-250-474-5145
Hours: Monday-Friday 8am-4:30pm Sat
8:00-4:30pm

LANGLEY

Walnut Grove Bottle Depot
#224, 9640-201 Street
Phone: 604-513-0420
Hours: Mon-Sat 9am-5pm Sun 10am-
4pm

LANGLEY

Langley Bottle Depot
20137 Industrial Avenue
Phone: 604- 530-0131 /
Hours: Mon-Sat 8:30am-5:30pm, Sun
10am-4pm - closed all Public
Holidays

LANGLEY

Willowbrook Recycling Depot
19645-60th Avenue
Phone: 604-532-0225
Hours: Mon-Fri 9am-6pm, Sat 8am-
6pm, Sun 10am-4pm

LILLOOET

Lillooet Glass & Tire
561 Main Street
Phone: 1-250-256-4111
Hours: Mon-Fri 8am-5:30pm Sat 8am-
1pm

LUMBY

KBM Autoworks
1862 Vernon Street
Phone: 1-250-547-2356
Hours: Mon-Sat 8am-5pm

MADEIRA PARK

GRIPS Recycling
Hwy 101, at Menacher Road
Phone: 1-604-883-1165
Hours: Thursday to Tuesday 8:30am-
4pm & Sunday 10-2 CLOSED
WEDNESDAYS

MAPLE RIDGE

Ridge Meadows Recycling Society
10092-236 Street
Phone: 604-463-5545
Hours: Mon, Thur, Fri, Sat 8am-5pm,
Tue & Wed 10am-7pm, Sunday
10-5

MERRITT

Merritt Machine Works Ltd.
1120 McFarlane Way
Phone: 1-250-378-5326
Hours: Mon-Fri 8am-5pm, Sat 8am-
12pm (noon) - closed Saturdays
on Long Weekends)

MISSION

Mission Recycling Depot
7229 Mershon Avenue
Phone: 1-604-814-3555
Hours: Monday - Saturday 8:30am-
4:30pm

NAKUSP

Nakusp Landfill Site
1420 Hot Springs Road
Phone: 1-250-352-6665
Hours: Mon. 9am-12:30pm, Wed. 9am-
4pm, Sat. 9am-4pm

NANAIMO

Nanaimo Recycling Exchange Society
2477 Kenworth Road
Phone: 1-250-758-7777
Hours: Monday-Saturday, 9am-4:30pm

NELSON

Nelson Paint Depot
721 Front Street
Phone: 1-250-505-3512
Hours: Monday - Saturday 10am-4pm

NEW DENVER

Rosebery Transfer Station
5250 Highway 6
Phone: 1-250-352-6665
Hours: Wednesday & Saturday 9am-
3pm



Product Care All Depots

(as of January 28, 2009)

NEW HAZELTON

New Hazelton Bottle Depot
3421 Bowser Street, PO Box 787
Phone: 1-250-842-0555
Hours: Tues - Sat 10am - 5pm -
CLOSED MONDAYS

NEW WESTMINSTER

New Westminister Recycling
65 E 6th Avenue (far left corner of Canada Games)
Phone: 604-968-4208
Hours: Wed - Sun 10 am - 6 pm

NORTH COWICHAN

Bings Creek Solid Waste Management Complex
3900 Drinkwater Road
Phone: 1-250-746-9411
Hours: Mon - Sun 9am-5pm (closed
Stat Holidays)

NORTH VANCOUVER

North Van. Transfer Station
30 Riverside Dr.
Phone: 604-929-0372
Hours: Mon - Sat 8am - 5pm, Sun
10am - 5 pm

OLIVER

Oliver Sanitary Landfill
off Black Sage Road, approx 7km south
Phone: 1-250-498-3316
Hours: Monday to Friday Noon -
3:45pm, Saturday 9am-3:45 -
Closed Sundays

OSOYOOS

Osoyoos Bottle Depot
8305-72nd Avenue
Phone: 1-250-495-2399
Hours: Mon - Sat 9am - 4:30pm

PARKSVILLE

Parksville Bottle & Recycling Depot
611A Alberni Highway
Phone: 1-250-248-0224
Hours: Mon-Sun 8:00am - 6:00pm (7
days a week)

PEMBERTON

Carney's Waste Systems - Pemberton Waste & Recycling Fa
1947 Carpenter Road (Pemberton Industrial Park)
Phone:
Hours: Monday, Wednesday & Friday
1pm to 5pm, Sat and Sun 10am-
5pm

PENDER ISLAND

Pender Island Recycling Society
4402 Otter Bay Road
Phone: 1-250-629-6962
Hours: Tues 8am-3pm, Sat 10am-3pm,
Sun 2-5pm

PENTICTON

J&C Bottle Depot (formerly Penticton Recycling & Bottle Dep
200 Rosetown Avenue
Phone: 1-250-492-5144
Hours: Open Mon-Fri - Oct 1st to Mar
31st - 9am - 5pm and April 1st to
Sept 30th 8:30am - 5pm

PENTICTON

Campbell Mountain Landfill
Penticton Landfill - Reservoir Road (5km NE)
Phone: 1-250-492-2907
Hours: Mon-Sat 8:30-4:45, Sunday
10am-2pm

PORT ALBERNI

The Bottle Depot
3533 4th Avenue
Phone: 1-250-724-5811
Hours: Mon-Sat 9:00am-5:00pm

PORT CLEMENTS

Islands Regional Landfill Depot
71454, Highway 16
Phone: 1-888-557-9339
Hours: Mon-Sat 11am-3pm

PORT COQUITLAM

Biggar Bottle Depot
2577 Kingsway Avenue
Phone: 604-945-3313
Hours: Mon-Fri 9:00am-5:30pm, Sat
9am-6pm, Sun. 9am-5:30pm



Product Care All Depots

(as of January 28, 2009)

PORT MCNEIL

Seven Mile Recycling Centre
Highway 19
Phone: 1-250-949-1681
Hours: Mon-Fri 9am-4pm Sat 10am-4pm (no commercial customers on Saturday)

POWELL RIVER

Augusta Recyclers Ltd.
7346 Highway 101
Phone: 1-604-485-4072
Hours:

PRINCE GEORGE

Nechako Bottle Depot
1922 1st Avenue
Phone: 1-250-562-3871
Hours: Mon-Sat 8:30am-5pm

PRINCE RUPERT

Regional Recycling - Prince Rupert
251 Kaien Road
Phone: 1-250-624-2455
Hours: Mon-Fri 8am-4:30pm Sat 9:30am-4:30pm

PRINCETON

Town of Princeton
171 Princeton Summerland Road (Princeton Landfill)
Phone: 1-250-295-6111
Hours: Mon, Tue, Fri, Sat, Sun 9 am - 5 pm

QUALICUM

Qualicum Bottle Depot
Unit #4, 141 - East 4th Avenue
Phone: 1-250-752-8884
Hours: Monday - Saturday 9:00am - 5:00pm

QUESNEL

Quesnel Landfill Site
#5 Carson Pit Road, Municipal Landfill
Phone: 1-250-992-3817
Hours: Mon. & Tues. 8am-4:30pm, Wed-Sun 9am-5:30pm

REVELSTOKE

Revelstoke Bottle Depot (was Revelstoke Bottlers)
97 Cartier Street
Phone: 1-250-837-2693
Hours: Mon.-Fri. 9am-5pm Sat. 9am-3pm

RICHMOND

Richmond Recycling Depot
5555 Lynas Lane
Phone: 604- 270-3257 x
Hours: Wed - Sun 9:30am - 6pm

SAANICH

Saanich Recycling Depot
1040 McKenzie Avenue
Phone: 1-250-475-5599
Hours: Mon-Fri 8:30am-8pm, Sat 9am-1pm

SALMON ARM

Bill's Bottle Depot
2840 13th Avenue S.W.
Phone: 1-250-832-6630
Hours: Mon.-Sat. 8:30am-5pm

SALTSPRING ISLAND

Saltspring Island Recycling
349 Rainbow Road
Phone: 1-250-537-1200
Hours: Tues-Sat 10am-5pm

SECHELT

Sechelt Landfill
Dusty Road
Phone: 1-604-885-6889
Hours: Mon-Sat 8:30am-5pm, Sun 12-5pm

SIDNEY

Sidney Bottle Depot
#5-10025 Galaran Road
Phone: 1-250-655-4878
Hours: Monday - Saturday 9am-5pm

SMITHERS

Smithers/Telkwa Transfer Station
6150 Donaldson Rd South (off Hwy. 16) Box 399
Phone: 1-250-846-6805
Hours: Mon-Fri 8am-6pm Sat&Sun 10am-6pm

SOOKE

Sooke & District Garbage Depot
6228 Sooke Road
Phone: 1-250-642-3646
Hours: Mon-Sat 10am-4pm Sun 12-4pm



Product Care All Depots

(as of January 28, 2009)

SORRENTO

Starlite Auto Wrecking & Repair
1408 London Lane Road
Phone: 1-250-675-2950
Hours: Mon-Fri 9am-5pm, Sat
(appointment only)

SQUAMISH

Carney's Waste Systems - Squamish
38950 Queens Way
Phone: 1-604-892-5675
Hours: Mon - Fri 8:00am - 4:30pm

STEWART

Tidewater Equipment
401 Brightwell Street
Phone: 1-250-636-2121
Hours: Mon&Tues (by appointment
only) Wed-Fri 9am-5pm

SUMMERLAND

Summerland Bottle Depot
9615A Victoria Road South
Phone: 250-494-0398
Hours: Mon - Sat 8:30 - 4:30 - Closed
Sundays

SURREY

Scott Road Bottle Depot
Unit 2 - 12111 86th Avenue
Phone: 604-543-0606
Hours: Mon-Sat 9am-6pm, Sun
10:30am-4:30pm

SURREY

Semiahmoo Bottle Depot dba Joe's Bottle Depot
Unit 28 & 29 - 15515 24th Avenue
Phone: 604-531-7669
Hours: Mon-Sat 9:30am-5pm

SURREY

Fleetwood Bottle Return Depot Ltd.
15093 Fraser Highway
Phone: 604-585-3544
Hours: Mon-Sat 8:30am-5:30pm, Sun
10-5pm

TERRACE

Lakelse Holdings Ltd.
3098 Kofoed Drive
Phone: 1-250-638-6230
Hours: Drop Off by Appointment Only

TOFINO

District of Tofino
700 Industrial Way, Municipal Works Yard
Phone: 1-250-725-4212
Hours: Tues 1-3pm

TRAIL

McKelvey Creek Landfill
1900 Highway 3B
Phone: 1-250-364-9834
Hours: Mon-Sat 10am-5pm - closed
Sundays and Holidays

VALEMOUNT

Rex's Recycling Centre
1020 Commercial Drive
Phone: 1-250-566-9111
Hours: Tues & Wed 1-5pm, Thur-Sat
10am-5pm

VANCOUVER

LVEU - CBR Products - Canadian Building Restoration Prod
#102 - 876 Cordova Diverson
Phone: 604-254-3325
Hours:

VANCOUVER

Joe's Bottle Depot
4394 Main Street (at Rear)
Phone: 604-873-0924
Hours: Mon-Fri 9am-5pm Sat&Sun
10:30-5pm

VANCOUVER

Go Green Depot & Recycling
#7 East 7th Avenue (#7 - 2286 Ontario Street)
Phone: 604- 874-0367
Hours:

Contractors welcome at this depot.

VANCOUVER

East Van Bottle Depot
2605 Kaslo Street
Phone: 604-255-4243
Hours: Mon - Sun 9am - 6pm (7 days a
week)

VANDERHOOF

Nechako Valley School Bottle Depot
3rd & Nechako
Phone: 1-250-567-4059
Hours: Mon-Thurs & Sat 12-5pm
(SUMMER -Sat 10am-5pm)



**Product Care
All Depots**

(as of January 28, 2009)

VERNON

Chasers Bottle Depot
4702 - 31 Street
Phone: 1-250-503-1311
Hours: Mon-Fri 8am-6pm, Sat 9am-
5pm, Sun 10am-4pm

VICTORIA

Hartland Recycling Depot
#1 Hartland Avenue
Phone: 1-250-727-3331
Hours: Mon-Fri 9am-5pm Sat 7am-2pm

VICTORIA

Ellice Recycle Ltd.
516 David
Phone: 1-250-386-4342
Hours: Mon-Fri, 7:30am-5pm, Sat &
Sun 8:30am-5pm
Contractors welcome at this depot

VICTORIA

Oak Bay Recycling Depot
1771 Elgin Road
Phone: 1-250-598-4501
Hours: Mon-Fri 8am-4:30pm Sat 8am-
12pm

WHISTLER

Carney's Waste Systems - Whistler
100 Brandywine Forestry Road
Phone: 1-604-938-9622
Hours: Mon-Sun 7:30am-5pm

WILLIAMS LAKE

Central Cariboo Disposal Services
100-5101 Frizzi Road
Phone: 1-250-392-5893
Hours: Mon-Fri 8am-3pm Sat 9am-1pm

PRODUCT CARE ASSOCIATION

FINANCIAL STATEMENTS

31 DECEMBER 2008

PRODUCT CARE ASSOCIATION

Financial Statements

For the year ended 31 December 2008

Contents

Auditors' Report	
Statement of Financial Position	3
Statement of Net Assets	4
Statement of Operations	5
Statement of Cash Flows	6
Notes to the Financial Statements	7 - 10



ROLFE, BENSON

CHARTERED ACCOUNTANTS*

1400-900 West Hastings Street

Vancouver, B.C. V6C 1E3

Telephone: 604-684-1101

Fax: 604-684-7937

E-mail: admin@rolfebenson.com

*a partnership of incorporated professionals

AUDITORS' REPORT

To the Members,
Product Care Association

We have audited the statement of financial position of Product Care Association as at 31 December 2008 and the statements of net assets, operations and cash flows for the year then ended. These financial statements are the responsibility of the Association's management. Our responsibility is to express an opinion on these financial statements based on our audit.

We conducted our audit in accordance with Canadian generally accepted auditing standards. Those standards require that we plan and perform an audit to obtain reasonable assurance whether the financial statements are free of material misstatement. An audit includes examining, on a test basis, evidence supporting the amounts and disclosures in the financial statements. An audit also includes assessing the accounting principles used and significant estimates made by management, as well as evaluating the overall financial statement presentation.

In our opinion, these financial statements present fairly, in all material respects, the financial position of the Association as at 31 December 2008 and the results of its operations and its cash flows for the year then ended in accordance with Canadian generally accepted accounting principles.

Rolfe, Benson

CHARTERED ACCOUNTANTS

Vancouver, Canada

12 March 2009



PRODUCT CARE ASSOCIATION
Statement of Financial Position
31 December 2008

	2008	2007
Assets		
Current		
Cash and short-term investments	\$ 2,634,922	\$ 2,721,873
Accounts receivable	697,381	715,110
Prepaid expenses and deposits	61,476	63,787
	3,393,779	3,500,770
Insurance reserve - at market (Note 3)	6,556,194	7,925,634
Capital assets (Note 4)	21,058	-
	\$ 9,971,031	\$ 11,426,404

Liabilities

Current		
Accounts payable and accrued liabilities	\$ 962,523	\$ 513,950
Deferred revenue	208,890	186,075
	1,171,413	700,025

Commitments (Note 5)

Members' Equity

Insurance reserve - restricted (Note 3)	6,556,194	7,925,634
Invested in capital assets	21,058	-
Unrestricted	2,222,366	2,800,745
	8,799,618	10,726,379
	\$ 9,971,031	\$ 11,426,404

APPROVED BY THE DIRECTORS:

"Dick Glassford" Director "David Russell" Director

The accompanying notes are an integral part of these financial statements.

PRODUCT CARE ASSOCIATION
Statement of Net Assets
For the year ended 31 December 2008

	Unrestricted	Invested in Capital Assets	Internally Restricted Insurance Reserve	Total 2008	Total 2007
Net assets - beginning of year	\$ 2,800,745	\$ -	\$ 7,925,634	\$ 10,726,379	\$ 10,372,994
Excess (deficiency) of revenues over expenses for the year	(1,926,761)	-	-	(1,926,761)	353,385
Transfer to insurance reserve	1,369,440	-	(1,369,440)	-	-
Transfer to invested in capital assets	(21,058)	21,058	-	-	-
Net assets - end of year	\$ 2,222,366	\$ 21,058	\$ 6,556,194	\$ 8,799,618	\$ 10,726,379

The accompanying notes are an integral part of these financial statements.

PRODUCT CARE ASSOCIATION
Statement of Operations
For the year ended 31 December 2008

	2008	2007
Revenues		
Eco fees	\$ 5,385,669	\$ 5,238,509
Operating expenses		
Collection, disposal, transportation and event advertising	5,517,112	4,471,565
Gross margin	(131,443)	766,944
Administrative expenses		
Technical, professional, management and communication	625,431	402,804
Office, rent and travel	173,782	135,220
Association and depot start up costs	104,155	69,227
	903,368	607,251
Expense recoveries	(395,358)	(125,583)
	508,010	481,668
Excess (deficiency) of revenues over expenses from operations	(639,453)	285,276
Other income (expenses)		
Investment income	229,947	420,790
Interest income	82,132	113,720
Gain (loss) on sale of investments	(3,567)	115
Unrealized gain (loss) on investments	(1,595,820)	(484,296)
Gain on disposal of capital assets	-	17,780
	(1,287,308)	68,109
Excess (deficiency) of revenues over expenses for the year	\$ (1,926,761)	\$ 353,385

The accompanying notes are an integral part of these financial statements.

PRODUCT CARE ASSOCIATION
Statement of Cash Flows
For the year ended 31 December 2008

	2008	2007
Cash provided by (used in):		
Operating activities		
Excess (deficiency) of revenues over expenses for the year	\$ (1,926,761)	\$ 353,385
Items not involving cash		
Loss (gain) on disposal of capital assets	-	(17,780)
Market value adjustment to insurance reserve	1,595,820	484,296
Amortization	8,590	-
	(322,351)	819,901
Changes in non-cash working capital balances	468,613	(164,102)
	146,262	655,799
Investing activities		
Transfer to (from) insurance reserve	(226,380)	(420,905)
Purchase of capital assets	(29,648)	-
Proceeds on disposal of capital assets	-	17,780
	(256,028)	(403,125)
Financing activity		
Receipt of deferred revenue	22,815	186,075
Increase (decrease) in cash	(86,951)	438,749
Cash, beginning of year	2,721,873	2,283,124
Cash, end of year	\$ 2,634,922	\$ 2,721,873
Cash consists of:		
Cash and short-term investments	\$ 721,297	\$ 10,568
Money market fund	1,400,107	2,208,307
Term deposit	513,518	502,998
	\$ 2,634,922	\$ 2,721,873
Supplemental Cash Flow Information		
Interest received	\$ 84,719	\$ 113,432

The accompanying notes are an integral part of these financial statements.

PRODUCT CARE ASSOCIATION
Notes to the Financial Statements
For the year ended 31 December 2008

1. Incorporation of Product Care Association

On 7 May 2001, Letters Patent were obtained for the creation of Product Care Association. The new entity is the result of the amalgamation of PPC Paint and Product Care Association with Product Care Association on 1 July 2001. The Association is a not-for-profit organization and as such, the Association is not subject to income taxes.

The Association was created to collect and dispose of paint, aerosols, solvents, pesticides, gas and other household waste in an environmentally safe manner as mandated by various provinces.

2. Summary of significant accounting policies

These financial statements are prepared in accordance with Canadian generally accepted accounting principles. The significant policies are detailed as follows:

(a) Capital assets

Capital assets are recorded at cost. The Association provides for amortization using the straight-line method at rates designed to amortize the cost of the capital assets over their estimated useful lives. The annual amortization rates are as follows:

Leasehold improvements	5 years
Storage Depots	5 years
Office Equipment	2 years
Depot Equipment	3 years

(b) Revenue recognition

Revenue from eco-fees is recognized at the time an eco-fee applicable product is sold by a member of the Association, and the eco-fee becomes due and payable.

The Association follows the deferral method of accounting for contributions. Restricted contributions are recognized as revenue in the year in which the related expenses are incurred. Unrestricted contributions are recognized as revenue when received or receivable if the amount to be received can be reasonably estimated and collection is reasonably assured.

Investment income includes interest income, and realized and unrealized investment gains and losses. Unrealized gains and losses on held-for-trading financial assets are included in investment income and recognized as revenue in the statement of operations. Unrestricted investment income is recognized as revenue when earned.

PRODUCT CARE ASSOCIATION
Notes to the Financial Statements
For the year ended 31 December 2008

2. Summary of significant accounting policies - Continued

(c) Investments

The Association has elected to classify all of its investments as held-for-trading, and accordingly they are recorded at fair value. Changes in fair values during the year are included in revenue or expenditures on the statement of operations.

Quoted market prices were used to determine the fair value of the investments as at the year end date.

(d) Use of estimates

The preparation of financial statements in conformity with Canadian generally accepted accounting principles requires management to make estimates and assumptions that affect the reported amounts of assets and liabilities and disclosure of contingent assets and liabilities at the balance sheet date and the reported amounts of revenues and expenses during the year. Actual results could differ from those estimates.

(e) Future changes in accounting policies

(i) Capital disclosures

In October 2006, the CICA issued Section 1535 of the CICA Handbook "Capital Disclosures". This section establishes standards for disclosing information about an entity's capital and how it is managed. The standard is effective for annual financial statements relating to fiscal years beginning on or after 1 August 2008. The Association does not expect that the adoption of this standard will have a significant impact on its financial statement disclosures.

(ii) Financial instruments - disclosure and Financial instruments - presentation

Section 3862 "Financial Instruments - Disclosure" and Section 3863 "Financial Instruments - Presentation" replace Section 3861 "Financial Instruments - Disclosure and Presentation". Section 3862 requires increased disclosures regarding the risks associated with financial instruments such as credit risk, liquidity risk and market risks and the techniques used to identify, monitor and manage these risks. Section 3863 carries forward standards for presentation of financial instruments and non-financial derivatives and provides additional guidance for the classification of financial instruments between liabilities and equity. These standards are effective for annual financial statements relating to fiscal years beginning on or after 1 October 2008. The Association is currently evaluating the impact of these new standards.

PRODUCT CARE ASSOCIATION
Notes to the Financial Statements
For the year ended 31 December 2008

2. Summary of significant accounting policies - Continued

(e) Future changes in accounting policies - Continued

(iii) Not-for-profit organizations

In September 2008, the CICA amended a number of standards in Section 4400 and issued new Section 4470, "Disclosures of Allocated Expenses by Not-for-Profit Organizations". The amendments include clarifying the recognizing of revenues and expenses on a gross basis when the not-for-profit organization acts as a principal in the transactions and the treatment and disclosure of internally and externally restricted net assets. The new section requires not-for-profit organizations that make allocations of general support and fundraising costs to other functions to disclose the policies adopted for the allocation of expenses among functions, the nature of the expenses being allocated, the basis on which such allocations have been made, and the functions to which they have been allocated. These standards are effective for annual financial statements relating to fiscal years beginning on or after 1 January 2009. The Association is currently evaluating the impact of these new standards.

3. Insurance reserve

The insurance reserve fund was established to respond to environmental impairment liability exposures and director and officers liability exposures up to predetermined levels in conjunction with the overall insurance program. The amount is internally restricted and transfers to the insurance reserve fund are made upon resolutions passed by the Board of Directors. During the year the Directors approved to transfer \$Nil (2007 - \$Nil) to the insurance reserve fund.

The assets in the insurance reserve fund consist of cash and investments in fixed income and equity securities and are independently managed. All income earned on these investments are initially reported in the unrestricted fund and then transferred to the insurance reserve fund. During the year (\$1,369,440) (2007 - \$824,790) was transferred from the unrestricted fund to the insurance reserve fund, which included an unrealized loss of (\$1,595,820) at 31 December 2008 and realized investment income of \$226,380.

4. Capital assets

	Cost	Accumulated Amortization	2008 Net	2007 Net
Depot equipment	\$ 548,293	\$ 528,581	\$ 19,712	\$ -
Office equipment	46,585	45,239	1,346	-
Leasehold improvements	483,749	483,749	-	-
Storage depots	576,096	576,096	-	-
	\$ 1,654,723	\$ 1,633,665	\$ 21,058	\$ -

PRODUCT CARE ASSOCIATION
Notes to the Financial Statements
For the year ended 31 December 2008

5. Commitments

The Association entered into a 60 month lease on the Surrey office and building facility which expires on 31 January 2011. The lease includes a clause that after January 2008, the Association can terminate the lease with six months notice.

The annual lease payments are as follows:

2009	\$ 102,000
2010	102,000
2011	<u>8,500</u>
	<u>\$ 212,500</u>

Additionally, at year end the Association had unprocessed product on hand with an estimated cost to process, transport and recycle of \$63,717 which will be incurred during 2009.

6. Financial instruments

The Association's financial instruments consist of cash and short-term investments, accounts receivable, insurance reserve and accounts payable and accrued liabilities.

(a) Fair value

Cash and short-term investments, accounts receivable and accounts payable and accrued liabilities are classified as held for trading and are measured at their carrying amounts since it is comparable to their fair value due to the approaching maturity of these financial instruments.

The insurance reserve is classified as held-for-trading financial assets. They are measured at fair value, determined on the basis of market value.

(b) Credit risk

The Company's financial instruments that are exposed to concentrations of credit risk consist of cash and accounts receivable. Cash is in place with major financial institutions. Concentrations of credit risk with respect to accounts receivable are limited due to the large number of customers. The Company has evaluation and monitoring processes in place and writes off accounts when they are determined to be uncollectible.

7. Comparative figures

Certain comparative figures have been reclassified from those previously presented to conform to the presentation of the 2008 financial statements.